

CITY OF BLOOMINGTON TOWNSHIP

NOTICE

MEETING: Board of Trustees, City of Bloomington Township
DATE: Monday, February 27, 2017
PLACE: Bloomington City Hall
TIME: 6:30 pm

AGENDA

- I. Call to Order: Tari Renner, Trustee
- II. Pledge of Allegiance
- III. Roll Call of Attendance: Cherry Lawson, Town Clerk
- IV. "Consent Agenda"

(All items under the Consent Agenda are considered to be routine in nature and will be enacted in one motion. There will be no separate discussion of these items unless a Trustee or Township Supervisor so requests, in which event, the item will be removed from the Consent Agenda and considered separately and prior to Reports by Elected Officials.)

- A. Approval of Minutes of the January 23, 2017 Board Meeting, as submitted by Cherry Lawson, Town Clerk. (Recommend that the Minutes of the January 23, 2017 Meeting be approved as presented.)
- B. Action by Board on Monthly General Town Fund, General Assistance Fund and Evergreen Memorial Cemetery Audits of January 2017. (Recommend that the Audits be approved as presented.)
- C. Approval of General Town Fund anticipated expenditures as presented and certified. (Recommend that the Anticipated Expenditures be approved as presented.)
- D. Appointment of Mr. Joe Gibson to the Evergreen Memorial Cemetery Board of Trustees. (Recommend that the Appointment be approved.)
- V. Proposed Agenda for Annual Town Meeting on April 11, 2017. (Recommend that the proposed Agenda for the Annual Town Meeting be approved).
- VI. Updated Draft Fiscal Year 2018 Budget Ordinance: (Recommend that the updated draft FY 2018 Budget Ordinance be approved and placed on file.)
- VII. Reports by Elected Officials
 - A. Comments: Deborah Skillrud, Township Supervisor
 - B. Comments: Steve Scudder, Township Assessor
- VIII. Public Comments
- IX. Adjournment

**MINUTES OF THE TOWN OF THE CITY
OF BLOOMINGTON TOWNSHIP
MONDAY, JANUARY 23, 2017; 6:30 P.M.**

The Board of Trustees for the Town of the City of Bloomington Township met in the Council Chambers of the City Hall Building at 6:30 p.m. on January 23, 2017. The meeting was called to order by Trustee Renner.

Trustee Renner directed the Township Clerk to call the roll and the following members of the Board answered present:

Trustees: Jim Fruin, Kevin Lower, Mboka Mwilambwe, Amelia Buragas, Joni Painter, Karen Schmidt, Scott Black, David Sage, Diana Hauman and Tari Renner.

Staff present: Cherry L. Lawson, Township Clerk; Deb Skillrud, Township Supervisor; and Steve Scudder, Township Assessor.

Approval of Minutes of the December 19, 2016 Board Meeting, as submitted by Cherry Lawson, Township Clerk.

Trustee Schmidt questioned a General Assistance, (GA), Fund payment made to her and her husband. It was not listed within the Anticipated Expenditures. She was unsure if the payment was contain on the Consent Agenda. Deborah Skillrud, Supervisor, informed the Board that Township staff has begun to list the Monthly General Town Fund, GA Fund and Evergreen Memorial Cemetery Audit as part of the Agenda and remove it from the Consent Agenda when there is a payment. The Agenda should inform Trustee Schmidt when there is payment.

Trustee Renner clarified that Trustee Schmidt would recuse herself if the Monthly Audits were listed separately on the Agenda. Ms. Skillrud responded affirmatively.

Motion by Trustee Schmidt, seconded by Trustee Painter, that the Minutes of the December 19, 2016 Meeting be approved as presented.

Motion carried, (viva voce).

Approval of General Town Fund anticipated expenditures as presented and certified.

Motion by Trustee Black, seconded by Trustee Lower, that the Anticipated Expenditures be approved as presented.

Trustee Renner directed the Clerk to call the roll which resulted in the following:

Ayes: Trustees Fruin, Lower, Mwilambwe, Buragas, Painter, Schmidt, Sage, Hauman, Black, and Renner.

Nays: None.

Motion carried.

Action and Approval by Board on Monthly General Town Fund, General Assistance Fund and Evergreen Memorial Cemetery Audits of December 2016 accounts.

Trustee Schmidt recused herself and left the dais. Time: 6:34 p.m.

Motion by Trustee Black, seconded by Trustee Lower, that the Audits be approved as presented.

Trustee Renner directed the Clerk to call the roll which resulted in the following:

Ayes: Trustees Fruin, Lower, Mwilambwe, Buragas, Painter, Sage, Hauman, Black, and Renner.

Nays: None.

Motion carried.

Trustee Schmidt returned to the meeting. Time: 6:35 p.m.

Action and Approval by Board on Draft Fiscal Year (FY) 2018 Budget Ordinance.

Trustee Renner stated both the City and Township were beginning FY 2018. He noted that calendar year 2017 had just commenced.

Trustee Buragas requested clarification regarding the draft budget. It appeared under the GA Fund that the Township was drawing down from reserves in order to retain a fund balance. She questioned the Township's end goal in terms of fund balance/reserve balance. Ms. Skillrud informed the Board that the Township needed to build up this fund. GA needed to be ready to address the ever changing needs in the community. She noted the new federal government administration. \$100,000 had been transferred from the General Town Fund into the GA Fund to begin building one. As a general rule, the GA Fund had a five to six, (5 - 6), month reserve and the General Town Fund had a four to five, (4 - 5), reserve.

Motion by Trustee Schmidt, seconded by Trustee Hauman that the draft FY 2018 Budget Ordinance be approved and placed on file for thirty, (30), day review period.

Trustee Renner directed the Clerk to call the roll which resulted in the following:

Ayes: Trustees Fruin, Lower, Mwilambwe, Buragas, Painter, Sage, Hauman, Schmidt, Black, and Renner.

Nays: None.

Motion carried.

Ms. Skillrud addressed the Board. Townships cannot transfer money from the GA Fund to General Town Fund. Transfer of money is based upon need. The draft FY2018 Budget was presented this evening. The Ordinance must be available to the public for a minimum of thirty, (30), days. There was insufficient time between the February 27th and March 27th Board Meetings. This item will appear on the Board's March 27th meeting agenda for final action. There will be a public hearing prior to the Board's March 27th meeting. She requested Board feedback regarding the draft FY2018 budget, via email or phone prior to 14th. This would allow time to make any necessary adjustments.

The Agenda for the February 27, 2016 Board meeting would include a draft agenda for the Annual Town Meeting. The Annual Town Meeting Agenda must be published at least fifteen, (15), days prior to the meeting. There was insufficient time between the Board's March 27th meeting and the April 10th Annual Town Meeting.

Ms. Skillrud updated the Board regarding the in-service that was held at the Township Building on January 19th. The response was overwhelming. Twenty, (20), different agencies attended. She acknowledged there were a few no shows. Total attendance over the two, (2), sessions was thirty-eight, (38). Township staff believed there was a need for additional in-services. At this time, a couple of appointments have been scheduled with agencies that were unable to attend the initial in-service. The in-service meetings were successful and attendees were thankful that townships provide for local human service needs in the community.

Ms. Skillrud addressed her written report. Evergreen Memorial Cemetery will increase the fees for burial plots effective April 1, 2017.

Steve Scudder, Assessor, addressed the Board. He had attended the annual McLean County Supervisor of Assessment meeting on January 13th. The three, (3), year assessment average for the County was 33.27, and 33.18 for the City. This was good and indicated the metrics used to calculate were also good for both City and County. Residential properties were the majority of the parcels in the County.

Last year, he reported the numbers for the City for new construction and improvements at this time. There was little difference from last year to this year.

Trustee Renner opened the meeting to receive Public Comment. No one came forward to address the Board.

Motion by Trustee Schmidt, seconded by Trustee Black, to adjourn the meeting. Time: 6:41p.m.

Motion carried, (viva voce).

Cherry L. Lawson, Township Clerk

Meeting Minutes of the Town of the City of Bloomington Township
Monday, January 23, 2017; 6:30 PM

STATEMENT OF FUNDS--SUPERVISOR

ALL ACCOUNTS

McLEAN COUNTY, BLOOMINGTON, ILLINOIS

STATE OF ILLINOIS)

)SS

Town of the City of Bloomington

COUNTY OF McLEAN)

OFFICE OF THE TOWN SUPERVISOR--GENERAL TOWN ADMINISTRATION FUND

The following is a statement by DEBORAH L. SKILLRUD, SUPERVISOR of the TOWN OF THE CITY OF BLOOMINGTON in the County and State aforesaid, of the amount of public funds received and expended by her during the period just closed, ending on the **31st day of January 2017**, showing the amount of public funds on hand at the commencement of said period, the amount of public funds received and from what source received, and the amount of public funds expended and for what purpose expended during said period ending as aforesaid.

The said DEBORAH L. SKILLRUD, being duly sworn, doth depose and say that the following statement by her subscribed is a correct statement of the amount of public funds on hand at the commencement of the period above stated, the amount of public funds received and the sources from which received, and the amount expended and the purpose for which expended as set forth in said statement.

Subscribed and sworn to before me this **27th day of February 2017**.

Supervisor of the Town of the City of Bloomington, McLean County,
Illinois.

Notary Public

This **27th day of February 2017**.

WE, the undersigned BOARD OF TRUSTEES of the TOWN OF THE CITY OF BLOOMINGTON, do hereby certify that we have this day examined the foregoing and annexed account of DEBORAH L. SKILLRUD, SUPERVISOR of GENERAL TOWN ADMINISTRATION FUND, and find the same in all respects true and correct and that there appears to be a balance of **\$155,583.11** in ILLINOIS FUNDS in SPRINGFIELD, ILLINOIS, **\$96,486.73** in PRAIRIE STATE BANK & TRUST (53) in BLOOMINGTON, McLEAN COUNTY, ILLINOIS, and a balance of **\$1,081,629.46** in PRAIRIE STATE BANK & TRUST (64) in BLOOMINGTON, McLEAN COUNTY, ILLINOIS, constituting the GENERAL TOWN ADMINISTRATION FUND of said TOWN.

WARD 1: Kevin Lower

WARD 6: Karen A Schmidt

WARD 2: David M Sage

WARD 7: Scott Black

WARD 3: Mboka Mwilambwe

WARD 8: Diana Hauman

WARD 4: Amelia S Buragas

WARD 9: James A Fruin

WARD 5: Joni Painter

Trustee Tari Renner

Board of Trustees of the Town of the City of Bloomington,
McLean County, Illinois

I, the TOWN CLERK of the Town of the City of Bloomington, McLean County, Illinois, do hereby certify that the above actions taken by the BOARD OF TRUSTEES of the Town of the City of Bloomington, have approved the Statement of Funds at a regularly constituted meeting of the TOWNSHIP BOARD. I shall retain a copy of this documentation and shall forward the same to the Supervisor.

Town Clerk

This page was intentionally left blank.

Town of the City of Bloomington--General Town Administration Fund

Month of: **JANUARY 2017**

Public Funds at Commencement

Cash: Prairie State Bank & Trust (53) Checking Balance	\$ 45,186	
Investments: Illinois Fund (as of 11/30/2016)	\$ 147,429	
Investments: Prairie State Bank & Trust (64)	\$ 1,231,386	
	<u> </u>	\$ 1,424,001

Public Funds Received This Month

Interest: Prairie State Bank (53)	\$ 37	
Interest: Prairie State Bank (64)	\$ 243	
Interest: Illinois Funds	\$ 67	
Other Income - JMSHRC	\$ 4,202	
Other Income - Retiree Insurance	\$ 1,827	
Other Income - IGA Workfare	\$ 900	
Other Income - Cemetery Benefits	\$ 8,387	
Other Income - Cemetery (financial)	\$ 12,200	
Personal Property Replacement Tax	\$ 5,730	
	<u> </u>	\$ 33,592
		<u> </u>

Public Funds Expended This Month

TOTAL Public Funds at Month End

\$ 1,333,699

Public Funds at Month End

Cash: Prairie State Bank & Trust (53) Checking Balance	\$ 96,487	
Investments: Illinois Fund (as of 12/31/2016)	\$ 155,583	
Investments: Prairie State Bank & Trust (64)	\$ 1,081,629	
	<u> </u>	<u><u>\$ 1,333,699</u></u>

Checking Account Activity

Prairie State Bank & Trust (53) Balance at Commencement	\$ 45,186	
Deposits		
Interest: Prairie State Bank & Trust (53)	\$ 37	
Other Income - JMSHRC	\$ 4,202	
Other Income - Retiree Insurance	\$ 1,827	
Other Income - IGA Workfare	\$ 900	
Other Income - Cemetery Benefits	\$ 8,387	
Other Income - Cemetery (financial)	\$ 12,200	
Transfer from Prairie State Bank & Trust Reserve (64)	\$ 150,000	
Total Deposits for Month	<u> </u>	\$ 177,552
		<u> </u>
		\$ 222,738
Checks Written		
Assessor's Office Expenses	\$ 5,762	
Compensation & Benefits	\$ 103,911	
Services & Expenses	\$ 8,785	
Supervisor's Office Expenses	\$ 5,436	
PPRT Transfer to Cemetery Fund	\$ 1,819	
PPRT Transfer to General Assistance Fund	\$ 539	
Total Checks Written	<u> </u>	\$ 126,251
		<u> </u>
		\$ 96,487
		<u><u>\$ 96,487</u></u>

Prairie State Bank & Trust (53) Reconciliation at Month End

Balance per Bank Statement	\$ 143,898	
Plus Outstanding Deposits	\$ 14,416	
Less Outstanding Checks	\$ (61,827)	
	<u> </u>	<u><u>\$ 96,487</u></u>

Checkbook Balance per Reconciliation

Town of the City of Bloomington--General Town Administration Fund

Statement of Receipts and Disbursements

Jan-17

Revenue			
7000 Interest		\$	346
7400 Other Income		\$	27,516
7600 Personal Property Replacement Tax		\$	5,730
	Total Revenue		<u>\$ 33,592</u>
	Total Income		<u>\$ 33,592</u>
Expense			
Assessor's Office			
9151 Auto Expense		\$	234
9161 Telephone		\$	617
9171 Utilities		\$	735
9201 Office Supplies		\$	129
9251 Education/Meetings/Conferences		\$	746
9271 Appraisal Services		\$	1,250
9291 Janitorial		\$	140
9301 Computer Services		\$	1,911
	Total Assessor's Office		<u>\$ 5,762</u>
Compensation (Salaries) & Benefits			
7011 Supervisor		\$	6,500
7021 Assessor		\$	8,000
7031 Town Clerk		\$	200
7051 General Assistance Staff		\$	28,724
7061 Deputy Assessors		\$	26,003
7081 IMRF/Employer		\$	10,924
7091 FICA (SS/MC)/Employer		\$	4,811
7101 Group Medical/Employer		\$	18,749
	Total Compensation (Salaries) & Benefits		<u>\$ 103,911</u>
Services & Expenses			
1029 Auditing Expense		\$	6,775
1030 Legal Expense		\$	1,328
1038 Other Expenditures		\$	55
1040 Building Maintenance		\$	382
1042 Janitorial Services & Supplies		\$	245
	Total Services & Expenses		<u>\$ 8,785</u>
Supervisor's Office			
8121 Janitorial		\$	175
8131 Utilities		\$	1,102
8141 Telephones		\$	720
8151 Car Expense		\$	13
8161 Education/Conference/Meetings		\$	524
8181 Equipment Repair/Rental		\$	552
8191 Office Supplies		\$	2,152
8221 Computer/Contract Services		\$	97
8241 Membership Dues		\$	100
	Total Supervisor's Office		<u>\$ 5,436</u>
	Total Expense		<u>\$ 123,893</u>
Net Income			<u><u>\$ (90,301)</u></u>

Town of the City of Bloomington--General Town Administration Fund

Year to Date Budget Comparison

Income	<u>Jan-17</u>	<u>Budget</u>	<u>\$ Over Budget</u>	<u>% of Budget</u>
Revenue				
7000 Interest	\$ 3,116	\$ 400	\$ 2,716	778.9%
7400 Other Income	\$ 179,541	\$ 182,800	\$ (3,259)	98.2%
7450 Township Litigation Income	\$ -	\$ 50	\$ (50)	0.0%
7600 Personal Property Replacement Tax	\$ 109,042	\$ 123,300	\$ (14,258)	88.4%
7800 Tax Levy	\$ 1,591,588	\$ 1,595,000	\$ (3,412)	99.8%
Total Revenue	<u>\$ 1,883,287</u>	<u>\$ 1,901,550</u>	<u>\$ (18,263)</u>	<u>99.0%</u>
Total Income	\$ 1,883,287	\$ 1,901,550	\$ (18,263)	99.0%
Expense				
Assessor's Office				
9141 Rent/Debt Service	\$ 21,544	\$ 21,544	\$ -	100.0%
9151 Auto Expense	\$ 2,747	\$ 3,000	\$ (253)	91.6%
9161 Telephone	\$ 2,665	\$ 2,500	\$ 165	106.6%
9171 Utilities	\$ 4,779	\$ 5,800	\$ (1,021)	82.4%
9191 Postage	\$ 47	\$ 500	\$ (453)	9.4%
9201 Office Supplies	\$ 770	\$ 1,200	\$ (430)	64.2%
9211 Publications & Printing	\$ -	\$ 1,150	\$ (1,150)	0.0%
9231 Equipment	\$ -	\$ 3,000	\$ (3,000)	0.0%
9241 Equipment Repair/Rental	\$ 40	\$ 1,000	\$ (960)	4.0%
9251 Education/Meetings/Conferences	\$ 4,004	\$ 15,000	\$ (10,996)	26.7%
9261 Replatting & Remapping	\$ -	\$ 9,000	\$ (9,000)	0.0%
9271 Appraisal Services	\$ 10,042	\$ 35,000	\$ (24,958)	28.7%
9291 Janitorial	\$ 1,400	\$ 2,000	\$ (600)	70.0%
9301 Computer Services	\$ 7,890	\$ 10,000	\$ (2,110)	78.9%
9311 Mapping/GIS Services	\$ 16,978	\$ 35,500	\$ (18,522)	47.8%
9312 Membership Dues/Assessor's Staff	\$ 715	\$ 1,500	\$ (785)	47.7%
Total Assessor's Office	<u>\$ 73,622</u>	<u>\$ 147,694</u>	<u>\$ (74,072)</u>	<u>49.8%</u>
Community Agency Funding				
1023 Community Medical	\$ 20,000	\$ 60,000	\$ (40,000)	33.3%
1024 Transportation	\$ -	\$ 10,000	\$ (10,000)	0.0%
1025 GA Client Service Funding	\$ 17,500	\$ 30,000	\$ (12,500)	58.3%
1026 Youth Services	\$ 42,500	\$ 42,500	\$ -	100.0%
1027 Senior Services	\$ 73,500	\$ 37,500	\$ 36,000	196.0%
Total Community Agency Funding	<u>\$ 153,500</u>	<u>\$ 180,000</u>	<u>\$ (26,500)</u>	<u>85.3%</u>
Compensation & Benefits				
7011 Supervisor	\$ 64,833	\$ 78,000	\$ (13,167)	83.1%
7021 Assessor	\$ 78,500	\$ 95,000	\$ (16,500)	82.6%
7031 Town Clerk	\$ 2,000	\$ 2,700	\$ (700)	74.1%
7041 Town Trustees	\$ 2,060	\$ 2,800	\$ (740)	73.6%
7051 General Assistance Staff	\$ 286,393	\$ 400,000	\$ (113,607)	71.6%
7061 Deputy Assessors	\$ 273,035	\$ 376,000	\$ (102,965)	72.6%
7081 IMRF/Employer	\$ 139,027	\$ 140,000	\$ (973)	99.3%
7091 FICA (SS/MC)/Employer	\$ 49,394	\$ 73,000	\$ (23,606)	67.7%
7101 Group Medical/Employer	\$ 174,269	\$ 210,000	\$ (35,731)	83.0%
7111 State Unemployment/Employer	\$ 210	\$ 750	\$ (540)	28.0%
Total Compensation & Benefits	<u>\$ 1,069,720</u>	<u>\$ 1,378,250</u>	<u>\$ (308,530)</u>	<u>77.6%</u>

Town of the City of Bloomington--General Town Administration Fund

Year to Date Budget Comparison (cont.)

Services & Expenses	<u>Jan-17</u>	<u>Budget</u>	<u>\$ Over Budget</u>	<u>% of Budget</u>
1028 Membership Dues	\$ 1,387	\$ 1,500	\$ (113)	92.5%
1029 Auditing Expense	\$ 6,775	\$ 6,900	\$ (125)	98.2%
1030 Legal Expense	\$ 4,188	\$ 10,000	\$ (5,813)	41.9%
1031 Court Costs	\$ -	\$ 250	\$ (250)	0.0%
1033 Surety Bonds	\$ -	\$ 250	\$ (250)	0.0%
1034 Insurance	\$ 12,303	\$ 13,500	\$ (1,197)	91.1%
1035 Publishing	\$ 110	\$ 1,000	\$ (890)	11.0%
1038 Other Expenditures	\$ 3,176	\$ 3,400	\$ (224)	93.4%
1039 Debt Service - Principal & Interest	\$ 4,700	\$ 7,000	\$ (2,300)	67.1%
1040 Building Maintenance	\$ 4,609	\$ 33,000	\$ (28,391)	14.0%
1042 Janitorial Services & Supplies	\$ 2,506	\$ 20,000	\$ (17,494)	12.5%
1043 Building Security	\$ -	\$ 10,000	\$ (10,000)	0.0%
1044 Building Repairs	\$ -	\$ 200,000	\$ (200,000)	0.0%
1045 Special Projects	\$ -	\$ 50,000	\$ (50,000)	0.0%
Total Services & Expenses	\$ 39,754	\$ 356,800	\$ (317,046)	11.1%
Supervisor's Office				
8091 Postage	\$ -	\$ 2,500	\$ (2,500)	0.0%
8101 Rent/Debt Service	\$ 40,000	\$ 40,000	\$ -	100.0%
8121 Janitorial	\$ 1,750	\$ 3,500	\$ (1,750)	50.0%
8131 Utilities	\$ 7,168	\$ 9,000	\$ (1,832)	79.6%
8141 Telephones	\$ 3,269	\$ 4,500	\$ (1,231)	72.6%
8151 Car Expense	\$ 201	\$ 5,000	\$ (4,799)	4.0%
8161 Education/Conference/Meetings	\$ 1,899	\$ 6,000	\$ (4,101)	31.7%
8171 Equipment	\$ -	\$ 7,500	\$ (7,500)	0.0%
8181 Equipment Repair/Rental	\$ 5,520	\$ 9,000	\$ (3,480)	61.3%
8191 Office Supplies	\$ 2,561	\$ 5,000	\$ (2,439)	51.2%
8201 Printing	\$ -	\$ 1,000	\$ (1,000)	0.0%
8211 Publications	\$ 25	\$ 500	\$ (475)	5.0%
8221 Computer/Contract Services	\$ 9,799	\$ 16,900	\$ (7,101)	58.0%
8241 Membership Dues	\$ 130	\$ 775	\$ (645)	16.8%
Total Supervisor's Office	\$ 72,322	\$ 111,175	\$ (38,853)	65.1%
Total Expense	\$ 1,408,918	\$ 2,173,919	\$ (765,001)	64.8%
Net Income	\$ 474,369	\$ (272,369)	\$ 746,738	

Town of the City of Bloomington--General Town Administration Fund

Checking Account Activity			
<u>Date</u>	<u>Number</u>	<u>Name</u>	<u>Amount</u>
0502 - Prairie State Bank & Trust (53)			
01/03/2017	7534	Frontier	-758.11
01/03/2017	7535	Quill Corporation	-1,823.61
01/03/2017	7536	Creative Technical Services, Inc (C-Tech)	-150.00
01/03/2017	7537	American Pest Control Inc	-37.00
01/03/2017	7538	Ameren Illinois	-708.54
01/03/2017	7539	Leman's Chevy City	-34.10
01/03/2017	7540	NICOR Gas	-178.08
01/03/2017	7541VOID	Quill Corporation	0.00
01/06/2017	Transfer	Prairie State Bank & Trust	150,000.00
01/06/2017	EFT	EFT-Valutec Card Solutions	-97.00
01/10/2017	7542	Bowman, Danny	-1,249.50
01/10/2017	7543	Xerox Corporation	-39.60
01/10/2017	7544	MarcFirst	-560.00
01/10/2017	7545	City of Bloomington Finance Dept	-38.44
01/10/2017	7546	Clay Dooley Tire & Auto Service	-161.65
01/10/2017	7547	Verizon Wireless	-91.68
01/10/2017	7548	Hermes Service & Sales Inc	-308.00
01/10/2017	7549	Quill Corporation	-70.09
01/10/2017	7550	Quill Corporation	-128.78
01/12/2017	40843	Town of the City of Bloomington - CEM	12,200.00
01/13/2017	20170115	EFT-Payroll	-21,223.98
01/13/2017	45235439	EFT-Federal Tax Deposit	-7,930.62
01/13/2017	1357751488	EFT-IL Tax Deposit	-1,023.01
01/13/2017	EFT	TASC (Total Administrative Services Corp)	-1,420.77
01/17/2017	7551	Huck's/WEX Bank	-13.25
01/18/2017	7552	Town of the City of Bloomington - CEM	-1,819.48
01/18/2017	7553	Town of the City of Bloomington - GA	-538.62
01/24/2017	2118	Normal Township	900.00
01/24/2017	7554	VISA (DLS)	-455.00
01/24/2017	7555	Heyl, Royster, Voelker & Allen PC	-1,327.50
01/24/2017	7556	Phillips & Associates, CPAs, P.C.	-6,775.00
01/24/2017	7557	TOI Social Worker's Division	-100.00
01/24/2017	7558	City of Bloomington Water Dept	-124.55
01/24/2017	7559	Toyota Financial Services	-309.49
01/24/2017	7560	Xerox Financial Services	-202.92
01/24/2017	7561	Turner, Tammie	-69.36
01/24/2017	7562	VISA (SRS)	-800.18
01/24/2017	7563	Quill Corporation	-257.82
01/31/2017	40851	Town of the City of Bloomington - CEM	8,386.88
01/31/2017	2614	John M Scott Health Resources Center	4,202.25
01/31/2017	20170131	EFT-Payroll	-22,383.12
01/31/2017	92852123	EFT-Federal Tax Deposit	-8,288.16
01/31/2017	0284009664	EFT-IL Tax Deposit	-1,070.76
01/31/2017	EFT	TASC (Total Administrative Services Corp)	-1,420.77
01/31/2017	09989311585	IMRF - Illinois Municipal Retirement Fund	1,826.63
01/31/2017	72586	EFT-IMRF	-16,678.82
01/31/2017	7564	NCPERS Group Life Ins	-128.00
01/31/2017	7565	City of Bloomington Health Insurance	-22,398.22
01/31/2017	7566	American Pest Control Inc	-37.00
01/31/2017	7567	Ameren Illinois	-826.14
01/31/2017	7568	Frontier	-579.64
01/31/2017	7569	Apex Software	-1,615.00
01/31/2017	Credit	Interest	36.58
Total			<u><u>51,300.98</u></u>

This page was intentionally left blank.

This page was intentionally left blank.

Town of the City of Bloomington--General Assistance Welfare Fund

Month of: JANUARY 2017

Public Funds at Commencement

Cash: Prairie State Bank & Trust (00) Checking Balance	\$ 40,347	
Investments: Prairie State Bank & Trust (19)	\$ 752,748	
	<u> </u>	\$ 793,095
Public Funds at Commencement		

Public Funds Received This Month

Interest: Prairie State Bank (00)	\$ 7	
Interest: Prairie State Bank (19)	\$ 165	
Personal Property Replacement Tax	\$ 539	
Refunds & Recoveries	\$ 25	
	<u> </u>	\$ 735
Public Funds Received This Month		
Public Funds Available		\$ 793,830

Public Funds Expended This Month

	\$ 40,699
TOTAL Public Funds at Month End	<u><u>\$ 753,132</u></u>

Public Funds at Month End

Cash: Prairie State Bank & Trust (00) Checking Balance	\$ 219	
Investments: Prairie State Bank & Trust (19)	\$ 752,913	
	<u> </u>	\$ 753,132
TOTAL Public Funds at Month End		<u><u>\$ 753,132</u></u>

Checking Account Activity

Checkbook Balance at Commencement	\$ 40,347	
Deposits:		
Interest: Prairie State Bank & Trust (00)	\$ 7	
Personal Property Replacement Tax	\$ 539	
Refunds & Recoveries	\$ 25	
Total Deposits for Month	<u> </u>	\$ 570
Total Funds Available		\$ 40,918
Checks Written: General Assistance		\$ 40,699
Checkbook Balance at Month End		<u><u>\$ 219</u></u>

Prairie State Bank & Trust (00) Reconciliation at Month End

Balance per Bank Statement	\$ 11,823	
Less Outstanding Checks	\$ (11,604)	
	<u> </u>	\$ 219
Checkbook Balance per Reconciliation		<u><u>\$ 219</u></u>

Town of the City of Bloomington--General Assistance Welfare Fund

Statement of Receipts and Disbursements

Income			<u>Jan-17</u>
Revenue			
7000 Interest		\$	172
7600 Personal Property Replacement Tax		\$	539
7700 Refunds & Recoveries		\$	25
	Total Revenue		<u>\$ 735</u>
		Total Income	<u>\$ 735</u>
Expense			
CW			
6011 Groceries/Personal Essentials		\$	7,941
6021 Rent		\$	26,136
6051 Utilities		\$	2,498
6061 Medical		\$	169
6071 Emergency Assistance		\$	1,871
6101 Transportation		\$	463
6121 Allowances		\$	1,621
	Total CW		<u>\$ 40,699</u>
		Total Expense	<u>\$ 40,699</u>
Net Income			<u><u>\$ (39,964)</u></u>

Town of the City of Bloomington--General Assistance Welfare Fund

Year to Date Budget Comparison

Income	<u>Jan-17</u>	<u>Budget</u>	<u>\$ Over Budget</u>	<u>% of Budget</u>
Revenue				
7000 Interest	\$ 1,856	\$ 500	\$ 1,356	371.3%
7400 Other Income	\$ -	\$ 150	\$ (150)	0.0%
7600 Personal Property Replacement Tax	\$ 11,289	\$ 11,700	\$ (411)	96.5%
7700 Refunds & Recoveries	\$ 35,844	\$ 15,000	\$ 20,844	239.0%
7800 Tax Levy	\$ 149,618	\$ 150,000	\$ (382)	99.7%
Total Revenue	<u>\$ 198,607</u>	<u>\$ 177,350</u>	<u>\$ 21,257</u>	<u>112.0%</u>
Total Income	\$ 198,607	\$ 177,350	\$ 21,257	112.0%
Expense				
CW				
6011 Groceries/Personal Essentials	\$ 83,230	\$ 150,000	\$ (66,770)	55.5%
6021 Rent	\$ 194,450	\$ 300,000	\$ (105,550)	64.8%
6051 Utilities	\$ 24,225	\$ 40,000	\$ (15,775)	60.6%
6061 Medical	\$ 303	\$ 50,000	\$ (49,697)	0.6%
6071 Emergency Assistance	\$ 42,615	\$ 75,000	\$ (32,385)	56.8%
6081 Hospital	\$ -	\$ 25,000	\$ (25,000)	0.0%
6091 Burial	\$ -	\$ 3,000	\$ (3,000)	0.0%
6101 Transportation	\$ 37,015	\$ 45,000	\$ (7,985)	82.3%
6121 Allowances	\$ 11,091	\$ 25,000	\$ (13,909)	44.4%
Total CW	<u>\$ 392,930</u>	<u>\$ 713,000</u>	<u>\$ (320,070)</u>	<u>55.1%</u>
Total Expense	\$ 392,930	\$ 713,000	\$ (320,070)	55.1%
Net Income	\$ (194,322)	\$ (535,650)	\$ 341,328	

Town of the City of Bloomington--General Assistance Welfare Fund

Checking Account Activity

<u>Date</u>	<u>Number</u>	<u>Name</u>	<u>Amount</u>
0501 -	Prairie State Bank & Trust (00)		
01/03/2017	32017	Dotson, Bernard & Rearn M	-415.00
01/03/2017	32018	Moeller, David J & Walter G Saunders	-265.00
01/03/2017	32019	Duran Ownership Group LLC %Eduard F Duran	-351.88
01/03/2017	32020	Smith, Tracy A	-250.00
01/03/2017	32021	Cardinal Ridge (was Southgate)	-530.00
01/03/2017	32022	PNC Mortgage	-265.00
01/03/2017	32023	JSM Properties LLC	-265.00
01/03/2017	32024	Khant, Ranjanbala & Ramniklal %AB Rentals	-220.00
01/03/2017	32025	RV Horizons Inc dba Bloomington GW MHPLLC	-735.00
01/03/2017	32026	Ameren Illinois	-300.56
01/03/2017	32027	NICOR Gas	-25.00
01/03/2017	32028	Hillcrest Mobile Manor LLC	-265.00
01/03/2017	32029	Lilienthal, Viola D	-265.00
01/03/2017	32030	Clothier Land Trust H-187 %Willow Creek	-795.00
01/03/2017	32031	Finley, Gregory R %Class Act Realty	-351.88
01/03/2017	32032	Jackson, Kim dba StoneMillProp %RST***	-265.00
01/03/2017	32033	Shepard, Cynthia M dba ShakmanEnt %CORE3	-150.00
01/03/2017	32034	Pedcor Investments-2002 dba Danbury Ct	-243.00
01/03/2017	32035	SRIM LLC %Redbird Property Mgmt Inc	-530.00
01/03/2017	32036	City of Bloomington Water Department	-63.16
01/03/2017	32037	Dover, Egerton M & Rhonda	-265.00
01/03/2017	32038	Midwest Properties Illinois LLC	-483.00
01/03/2017	32039	Moore, J A dba Maple Grove Estates	-351.88
01/03/2017	32040	Axline's Inc dba Axline Pharmacy	-117.80
01/05/2017	EFT	EFT-Kroger via Valutec	-7,941.33
01/10/2017	32041	Mission Mart	-480.30
01/10/2017	32042	BHA; Blmgtm Housing Authority (rent)	-657.00
01/10/2017	32043	Mayor's Manor LTD Partnership (rent)	-320.00
01/10/2017	32044	Labyrinth Outreach Services to Women	-200.00
01/10/2017	32045	BHA; Blmgtm Housing Authority (laundry)	-170.00
01/10/2017	32046	Mayor's Manor LTD Partnership (laundry)	-43.00
01/10/2017	32047	Hairmasters Institute of Cosmetology Inc	-5.00
01/10/2017	32048	Home Sweet Home Ministries, Inc	-400.00
01/10/2017	32049	Ameren Illinois	-634.65
01/10/2017	32050	City of Bloomington Water Department	-46.85
01/10/2017	32051	Allied Properties LLC	-265.00
01/10/2017	32052	Apartment Investors XVI LP %RCS	-483.00
01/10/2017	32053	Clothier Land Trust H-187 %Willow Creek	-110.06
01/10/2017	32054	Duran Ownership Group LLC %Eduard F Duran	-100.00
01/10/2017	32055	GMTK Management	-265.00
01/10/2017	32056	Gruber, Ronald C dba Gruber Rentals	-200.00
01/10/2017	32057	Listwan, Steven L & Jessica dba Even Prop	-190.00
01/10/2017	32058	Lucas, Carolyn	-200.00
01/10/2017	32059	Modine Inc	-265.00
01/10/2017	32060	Moore Enterprises, Alexander Estates	-265.00
01/10/2017	32061	Moore, J A dba Maple Grove Estates	-440.00
01/10/2017	32062	Pelhank, Wayne A dba Heartland Apt Mgmt	-591.88
01/10/2017	32063	Shepard, Cynthia M dba ShakmanEnt %CORE3	-359.00
01/10/2017	32064	Swallow, Robert R dba RS Apartments	-265.00
01/10/2017	32065	Zoeller, Joseph dba JD Properties	-265.00
01/10/2017	32066	Econ-O-Wash Cleaners/Wilson & Wilson Ent	-200.00
01/10/2017	32067	Axline's Inc dba Axline Pharmacy	-50.93
01/17/2017	036409	Circuit Clerk of McLean County	25.00
01/17/2017	32068	B/N--Blmgtm-Normal Public Transit System	-20.00
01/17/2017	32069	City of Bloomington Water Department	-199.70
01/17/2017	32070	Ameren Illinois	-452.56
01/17/2017	32071	NICOR Gas	-85.92
01/17/2017	32072	Beverly, Johnny L	-200.00

Town of the City of Bloomington--General Assistance Welfare Fund

Checking Account Activity (continued)

<u>Date</u>	<u>Number</u>	<u>Name</u>	<u>Amount</u>
01/17/2017	32073	Boyd, Charles W & Marilyn J	-265.00
01/17/2017	32074	Brobston, Jesse D dba BN the City LLC	-31.00
01/17/2017	32075	Clothier Land Trust H-187 %Willow Creek	-115.00
01/17/2017	32076	Davis, Debra L	-200.00
01/17/2017	32077	Dotson, Bernard & Rearn M	-265.00
01/17/2017	32078	Harrell, Cris L & Deanna J	-200.00
01/17/2017	32079	Midwest Properties Illinois LLC	-265.00
01/17/2017	32080	Moore Living Trust dba Hilltop MHP	-180.00
01/17/2017	32081	Pierce, Larry	-265.00
01/17/2017	32082	TVAll LP dba Turnberry Village II Inc	-88.00
01/17/2017	32083	Walski, Daniel James	-250.00
01/17/2017	32084	Williams, Danarion T %Kimberly Williams	-255.00
01/18/2017	7553	EFT-Personal Property Replacement Tax	538.62
01/24/2017	32085	Huck's/WEX Bank	-378.07
01/24/2017	32086	B/N-Blmgtn-Normal Public Transit System	-65.00
01/24/2017	32087	Pelhank, Wayne A dba Heartland Apt Mgmt	-465.00
01/24/2017	32088	Bailey, Laura R	-200.00
01/24/2017	32089	Illini Home Buyers of Bloomington LLC	-86.88
01/24/2017	32090	Dotson, Bernard & Rearn M	-150.00
01/24/2017	32091	Zoeller, Joseph dba JD Properties	-177.33
01/24/2017	32092	Augsburger LLC	-89.45
01/24/2017	32093	Armstrong, John D %Valerie L Dumser	-265.00
01/24/2017	32094	RV Horizons Inc dba Bloomington GW MHPLLC	-265.00
01/24/2017	32095	Kolandaivelu, Dr Subramaniam %Brady Prop	-166.00
01/24/2017	32096	Smith, Tracy A	-250.00
01/24/2017	32097	Coker, Joan & Ronald I	-200.00
01/24/2017	32098	Clothier Land Trust H-187 %Willow Creek	-110.06
01/24/2017	32099	Jackson, Kim dba StoneMillProp %RST***	-265.00
01/24/2017	32100	Walters, Lue A dba Law 'N' Jaw Apts	-515.00
01/24/2017	32101	Thomason Trust, Lula M	-265.00
01/24/2017	32102	Busey Bank (loan specific)	-265.00
01/24/2017	32103	Shepard, Cynthia M dba ShakmanEnt %CORE3	-150.00
01/24/2017	32104	Apartment Investors XVIII c/o RCS	-265.00
01/24/2017	32105	JSM Properties LLC	-265.00
01/24/2017	32106	Brandon, Malinda R	-265.00
01/24/2017	32107	Boeh, John %Herald Apartments	-250.00
01/24/2017	32108	Stone, Jerry L & Tina	-200.00
01/24/2017	32109	Khant, Ranjanbala & Ramniklal %AB Rentals	-220.00
01/24/2017	32110	Brobston, Jesse D dba BN the City LLC	-31.00
01/24/2017	32111	M&M Real Estate Partnership LLC %ClassAct	-265.00
01/24/2017	32112	Duran Ownership Group LLC %Eduard F Duran	-165.00
01/24/2017	32113	NICOR Gas	-229.29
01/24/2017	32114	Ameren Illinois	-219.38
01/24/2017	32115	Busey Bank (loan specific)	-265.00
01/24/2017	32116	Secretary of State of Illinois	-20.00
01/31/2017	32117	BHA; Blmgtn Housing Authority (laundry)	-200.00
01/31/2017	32118	BHA; Blmgtn Housing Authority (rent)	-869.50
01/31/2017	32119	Labyrinth Outreach Services to Women	-400.00
01/31/2017	32120	Mayor's Manor LTD Partnership (rent)	-264.51
01/31/2017	32121	Mission Mart	-446.61
01/31/2017	32122	Mayor's Manor LTD Partnership (laundry)	-26.00
01/31/2017	32123	Clodfelter, Michael Trust %Young America	-265.00
01/31/2017	32124	Lilienthal, Viola D	-265.00
01/31/2017	32125	Home Sweet Home Ministries, Inc	-800.00
01/31/2017	32126	Ameren Illinois	-113.26
01/31/2017	32127	City of Bloomington Water Department	-611.00
01/31/2017	32128	Frontier	-62.82
01/31/2017	32129	Cardinal Ridge (was Southgate)	-265.00
01/31/2017	32130	Clothier Land Trust H-187 %Willow Creek	-465.00

City of Bloomington Township--General Assistance Welfare Fund

Checking Account Activity (continued)

<u>Date</u>	<u>Num</u>	<u>Name</u>	<u>Amount</u>
01/31/2017	32131	Hafner, Fred & Paula dba Hafner Rev Trust	-83.00
01/31/2017	32132	Jackson, Kim dba StoneMillProp %RST***	-265.00
01/31/2017	32133	Jarvis, Joe	-235.00
01/31/2017	32134	Khant, Ranjanbala & Ramniklal %AB Rentals	-250.00
01/31/2017	32135	Lucas, Carolyn	-200.00
01/31/2017	32136	PNC Mortgage	-265.00
01/31/2017	32137	RV Horizons Inc dba Bloomington GW MHPLLC	-146.72
01/31/2017	32138	Segneri, Angela & Edward Runyon	-199.64
01/31/2017	32139	TVEO Corporation	-265.00
01/31/2017	32140	Virtuoso LLC %AB Rentals	-200.00
01/31/2017	32141	Secretary of State of Illinois	-30.00
01/31/2017	Credit	Interest	6.53
			<u><u>-40,128.71</u></u>

This page was intentionally left blank.

STATEMENT OF FUNDS--SUPERVISOR

ALL ACCOUNTS

McLEAN COUNTY, BLOOMINGTON, ILLINOIS

STATE OF ILLINOIS)
COUNTY OF McLEAN)

Town of the City of Bloomington

OFFICE OF THE TOWN SUPERVISOR--EVERGREEN MEMORIAL CEMETERY FUND

The following is a statement by DEBORAH L. SKILLRUD, SUPERVISOR of the TOWN OF THE CITY OF BLOOMINGTON in the County and State aforesaid, of the amount of public funds received and expended by her during the period just closed, ending on the 31st day of January 2017, showing the amount of public funds on hand at the commencement of said period, the amount of public funds received and from what source received, and the amount of public funds expended and for what purpose expended during said period ending as aforesaid.

The said DEBORAH L. SKILLRUD, being duly sworn, doth depose and say that the following statement by her subscribed is a correct statement of the amount of public funds on hand at the commencement of the period above stated, the amount of public funds received and the sources from which received, and the amount expended and the purpose for which expended as set forth in said statement.

Subscribed and sworn to before me this 13th day of February 2017.

Supervisor of the Town of the City of Bloomington, McLean County, Illinois.

Notary Public

This 13th day of February 2017.

WE, the undersigned BOARD OF TRUSTEES of EVERGREEN MEMORIAL CEMETERY, TOWN OF THE CITY OF BLOOMINGTON, do hereby certify that we have this day examined the foregoing and annexed account of DEBORAH L. SKILLRUD, SUPERVISOR of EVERGREEN MEMORIAL CEMETERY FUND, and find the same in all respects true and correct and that there appears to be a balance of \$50.00 in Petty Cash held at Evergreen Memorial Cemetery Office, \$80,517.48 at HEARTLAND BANK 7774, BLOOMINGTON, McLEAN COUNTY, ILLINOIS, \$274,062.66 at HEARTLAND BANK 7782, BLOOMINGTON, McLEAN COUNTY, ILLINOIS, a balance of \$107,643.76 at HEARTLAND BANK 7114, BLOOMINGTON, McLEAN COUNTY, ILLINOIS, and a balance of \$201,754.80 in STATE FARM BANK 0441, BLOOMINGTON, McLEAN COUNTY, ILLINOIS, constituting the EVERGREEN MEMORIAL CEMETERY FUND of said TOWN.

Cemetery Board President:

Eugene C Lorch

Secretary/Treasurer for Cemetery Board:

Joe Gibson

Cemetery Board Vice President:

Gregory E Fraley

Board of Trustees of the Evergreen Memorial Cemetery, Town of the City of Bloomington, McLean County, Illinois

This 27th day of February 2017.

WE, the undersigned BOARD OF TRUSTEES of the TOWN OF THE CITY OF BLOOMINGTON, do hereby certify that we have this day examined the foregoing and annexed account of DEBORAH L. SKILLRUD, SUPERVISOR of EVERGREEN MEMORIAL CEMETERY FUND, and find the same in all respects true and correct.

WARD 1: Kevin Lower

WARD 2: David M Sage

WARD 3: Mboka Mwilambwe

WARD 4: Amelia S Buragas

WARD 5: Joni Painter

WARD 6: Karen A Schmidt

WARD 7: Scott Black

WARD 8: Diana Hauman

WARD 9: James A Fruin

Trustee Tari Renner

Board of Trustees of the Town of the City of Bloomington, McLean County, Illinois

I, the TOWN CLERK of the Town of the City of Bloomington, McLean County, Illinois, do hereby certify that the above actions taken by the BOARD OF TRUSTEES of the Town of the City of Bloomington, have approved the Statement of Funds at a regularly constituted meeting of the TOWNSHIP BOARD. I shall retain a copy of this documentation and shall forward the same to the Supervisor.

Town Clerk

This page was intentionally left blank.

Town of the City of Bloomington--Evergreen Memorial Cemetery Fund

Month of: JANUARY 2017

Funds at Commencement

Cash: Petty Cash	\$	50	
Cash: Heartland Bank 7774 (Checking)	\$	110,883	
Cash: Heartland Bank 7782 (Reserve)	\$	274,030	
CD: State Farm Bank 0441 (36 month @ 1.49%, matures 06/16/2019) ~ thru 11/30/2016	\$	201,253	
Trust Account: Heartland Bank 7114 (O/C Trust)	\$	105,332	
Trust Account: Heartland Bank 3189 (Irrevocable Trust)	\$	176,364	
		<hr/>	
Funds at Commencement			\$ 867,913

Funds Received This Month

Personal Property Replacement Tax	\$	1,819	
Opening/Closing Fees	\$	6,042	
Sale of Lots	\$	14,040	
Sale of Crypts	\$	175	
Sale of Niches	\$	130	
Interest: Reserve/Checking/Back Taxes	\$	534	
Income from Trusts	\$	1,513	
Other Income	\$	217	
Inspection Fees	\$	375	
		<hr/>	
Funds Received This Month			\$ 24,846
Funds Available			\$ 892,759

Funds Expended This Month

TOTAL Funds at Month End \$ 840,393

Funds at Month End

Cash: Petty Cash	\$	50	
Cash: Heartland Bank 7774 (Checking)	\$	80,517	
Cash: Heartland Bank 7782 (Reserve)	\$	274,063	
CD: State Farm Bank 0441 (36 month @ 1.49%, matures 06/16/2019) ~ thru 01/31/2017	\$	201,755	
Trust Account: Heartland Bank 7114 (O/C Trust & GB/S/Mc Trust)	\$	107,644	
Trust Account: Heartland Bank 3189 (Irrevocable Trust)	\$	176,364	
		<hr/>	
TOTAL Funds at Month End			<u><u>\$ 840,393</u></u>

Checking Account Activity

Checkbook Balance at Commencement			\$ 110,883
Deposits			
Personal Property Replacement Tax	\$	1,819	
Opening/Closing Fees	\$	6,042	
Sale of Lots	\$	14,040	
Sale of Crypts	\$	175	
Sale of Niches	\$	130	
Income Distribution from Trusts	\$	1,502	
Other Income	\$	217	
Inspection Fee	\$	375	
Prepaid O/C Deposits transferred (to)/from Acct 7114	\$	(2,300)	
Total Deposits for Month		<hr/>	\$ 22,000
Total Funds Available			\$ 132,884
Checks Written			
Compensation & Benefits	\$	21,816	
Administrative Expenses	\$	23,966	
Cemetery Improvements, Maintenance & Repair	\$	5,804	
Cemetery Operations	\$	780	
Total Checks Written		<hr/>	\$ 52,366
Total Checks Written			\$ 52,366
Checkbook Balance at Month End			<u><u>\$ 80,517</u></u>

Bank Reconciliation at Month End

Balance per Bank Statement	\$	92,118	
Plus Outstanding Deposits	\$	25	
Less Outstanding Checks	\$	(11,626)	
		<hr/>	
Checkbook Balance per Reconciliation			<u><u>\$ 80,517</u></u>

Town of the City of Bloomington--Evergreen Memorial Cemetery Fund

Statement of Receipts and Disbursements

Income			<u>Jan-17</u>
Revenue			
41000 Personal Property Replacement Tax		\$ 1,819	
42000 Opening/Closing Fee		\$ 6,042	
42500 Sale of Lots		\$ 14,040	
43000 Sale of Crypts		\$ 175	
43100 Sale of Niches		\$ 130	
43500 Interest: Savings/Checking/Back Taxes		\$ 534	
49000 Income from Trusts		\$ 1,513	
49020 Other Income		\$ 217	
49021 Inspection Fees		\$ 375	
	Total Revenue		\$ 24,846
	Total Income		<u>\$ 24,846</u>
Expense			
Compensation & Benefits			
50101 Wages: Administrative Staff		\$ 7,677	
50102 Wages: Cemetery Staff		\$ 6,414	
50103 Trustee Compensation		\$ 750	
50201 Payroll Taxes: FICA		\$ 998	
50202 IMRF		\$ 1,782	
50204 Health Insurance		\$ 4,176	
50205 Direct Deposit Transmittal Fees		\$ 19	
	Total Compensation & Benefits		\$ 21,816
Administrative Expenses			
51500 Contractual Services		\$ 715	
52000 Office Supplies		\$ 148	
52500 Utilities		\$ 2,076	
54000 Advertising		\$ 1,169	
54500 Dues/Seminars		\$ 442	
55100 Audit Expense		\$ 6,775	
55200 COBT (financial)		\$ 12,200	
55450 Other Admin Expenses		\$ 441	
	Total Administrative Expenses		\$ 23,966
Cemetery Improvements, Maintenance & Repair			
57602 Grounds Maintenance/Repair		\$ 153	
57800 Operating Equipment		\$ 460	
58000 Mausoleum (including debt service)		\$ 5,066	
58100 Grave Markers		\$ 125	
	Total Cemetery Improvements, Maintenance & Repair		\$ 5,804
Cemetery Operations			
56000 Tree Removal/Monument Repair		\$ 100	
56500 Equipment Repairs		\$ 50	
56600 Cemetery Supplies & Maintenance		\$ 630	
	Total Cemetery Operations		\$ 780
	Total Expense		<u>\$ 52,366</u>
Net Income			<u><u>\$ (27,520)</u></u>

Town of the City of Bloomington--Evergreen Memorial Cemetery Fund

Year to Date Budget Comparison

Income		<u>Jan-17</u>	<u>Budget</u>	<u>\$ Over Budget</u>	<u>% of Budget</u>
Revenue					
40100 Real Estate Tax Levy		\$ 505,413	\$ 506,600	\$ (1,187)	99.8%
41000 Personal Property Replacement Tax		\$ 34,929	\$ 45,000	\$ (10,072)	77.6%
42000 Opening/Closing Fee		\$ 55,202	\$ 50,000	\$ 5,202	110.4%
42100 Marker Commission		\$ 6,765	\$ 7,000	\$ (235)	96.6%
42500 Sale of Lots		\$ 68,398	\$ 65,000	\$ 3,398	105.2%
43000 Sale of Crypts		\$ 5,510	\$ 8,000	\$ (2,490)	68.9%
43100 Sale of Niches		\$ 5,315	\$ 15,000	\$ (9,685)	35.4%
44700 Sale of Burial Supplies		\$ 2,300	\$ 2,000	\$ 300	115.0%
44800 Chapel Fee		\$ 400	\$ 1,000	\$ (600)	40.0%
42400 Sales - Other		\$ -	\$ 2,500	\$ (2,500)	0.0%
43500 Interest: Reserve/Checking/Back Taxes		\$ 2,064	\$ 6,000	\$ (3,936)	34.4%
49000 Income from Trusts		\$ 6,884	\$ 3,000	\$ 3,884	229.5%
49020 Other Income		\$ 53,788	\$ 48,690	\$ 5,098	110.5%
49021 Inspection Fees		\$ 3,375	\$ 3,000	\$ 375	112.5%
	Total Revenue	<u>\$ 750,343</u>	<u>\$ 762,790</u>	<u>\$ (12,447)</u>	<u>98.4%</u>
Total Income		\$ 750,343	\$ 762,790	\$ (12,447)	98.4%
Expense					
Compensation & Benefits					
50101 Wages: Administrative Staff		\$ 64,246	\$ 81,000	\$ (16,754)	79.3%
50102 Wages: Cemetery Staff		\$ 177,760	\$ 233,000	\$ (55,240)	76.3%
50103 Trustee Compensation		\$ 2,917	\$ 3,000	\$ (83)	97.2%
50201 Payroll Taxes: FICA		\$ 17,625	\$ 24,000	\$ (6,375)	73.4%
50202 IMRF		\$ 32,860	\$ 45,000	\$ (12,140)	73.0%
50203 Unemployment Insurance		\$ 6,987	\$ 18,000	\$ (11,013)	38.8%
50204 Health Insurance		\$ 35,618	\$ 50,000	\$ (14,382)	71.2%
50205 Direct Deposit Transmittal Fees		\$ 315	\$ 450	\$ (135)	70.0%
50206 TASC Annual Fees		\$ 332	\$ 400	\$ (68)	82.9%
	Total Compensation & Benefits	<u>\$ 338,659</u>	<u>\$ 454,850</u>	<u>\$ (116,191)</u>	<u>74.5%</u>
Administrative Expenses					
51100 Casualty Insurance		\$ 20,033	\$ 21,000	\$ (967)	95.4%
51500 Contractual Services		\$ 2,877	\$ 5,100	\$ (2,223)	56.4%
52000 Office Supplies		\$ 2,537	\$ 3,000	\$ (463)	84.6%
52500 Utilities		\$ 13,357	\$ 14,500	\$ (1,143)	92.1%
54000 Advertising		\$ 3,920	\$ 13,570	\$ (9,650)	28.9%
54500 Dues/Seminars		\$ 749	\$ 600	\$ 149	124.8%
55500 Legal Expense		\$ -	\$ 1,000	\$ (1,000)	0.0%
55100 Audit Expense		\$ 6,775	\$ 6,800	\$ (25)	99.6%
55200 Financial Administration (COBT)		\$ 12,200	\$ 12,200	\$ -	100.0%
55400 Special Event Expenses		\$ 37,290	\$ 49,450	\$ (12,160)	75.4%
55450 Other Admin Expenses		\$ 5,440	\$ 3,700	\$ 1,740	147.0%
	Total Administrative Expenses	<u>\$ 105,178</u>	<u>\$ 130,920</u>	<u>\$ (25,742)</u>	<u>80.3%</u>
Cemetery Improvements, Maintenance & Repairs					
57000 Office Building		\$ -	\$ 500	\$ (500)	0.0%
57601 Flags & Flag Poles		\$ 7,149	\$ 6,000	\$ 1,149	119.2%
57602 Grounds Maintenance/Repairs		\$ 7,908	\$ 13,700	\$ (5,792)	57.7%
57603 Road, Fence, Lot, Drains		\$ 105	\$ 7,000	\$ (6,895)	1.5%
57700 Equipment Building		\$ 12,144	\$ 9,000	\$ 3,144	134.9%
57800 Operating Equipment		\$ 15,482	\$ 17,321	\$ (1,839)	89.4%
57900 Office Equipment		\$ 349	\$ 508	\$ (159)	68.7%
58000 Mausoleum (including debt service)		\$ 50,660	\$ 60,792	\$ (10,132)	83.3%
58100 Grave Markers		\$ 14,004	\$ 5,500	\$ 8,504	254.6%
58400 Scattering Grounds		\$ -	\$ 2,500	\$ (2,500)	0.0%
	Total Cemetery Improvements, Maintenance & Repairs	<u>\$ 107,801</u>	<u>\$ 122,821</u>	<u>\$ (15,020)</u>	<u>87.8%</u>

Town of the City of Bloomington--Evergreen Memorial Cemetery Fund

Year to Date Budget Comparison (cont.)

	<u>Jan-17</u>	<u>Budget</u>	<u>\$ Over Budget</u>	<u>% of Budget</u>
Cemetery Operations				
55500 Fuel, Oil & Equipment	\$ 6,809	\$ 13,000	\$ (6,191)	52.4%
56000 Tree Removal/Monument Repair	\$ 10,550	\$ 19,999	\$ (9,449)	52.8%
56500 Equipment Repairs	\$ 5,201	\$ 6,000	\$ (799)	86.7%
56600 Cemetery Supplies & Maintenance	\$ 1,697	\$ 2,500	\$ (803)	67.9%
56700 Rental Equipment & Short-term Leases	\$ 33	\$ 500	\$ (467)	6.6%
56800 IGA w/COB for leaves & branches disposal	\$ 2,200	\$ 2,200	\$ -	100.0%
59900 Other Cemetery Expenses	\$ -	\$ 10,000	\$ (10,000)	0.0%
Total Cemetery Operations	<u>\$ 26,490</u>	<u>\$ 54,199</u>	<u>\$ (27,709)</u>	<u>48.9%</u>
Total Expense	\$ 578,128	\$ 762,790	\$ (184,662)	75.8%
Net Income	\$ 172,215	\$ -	\$ 172,215	

Town of the City of Bloomington--Evergreen Memorial Cemetery Fund

<u>Date</u>	<u>Number</u>	<u>Checking Account Activity</u> <u>Name</u>	<u>Amount</u>
10500 Heartland 7774			
01/03/2017	Deposit	HBT - Heartland Bank & Trust	715.00
01/03/2017	Deposit	HBT - Heartland Bank & Trust	2,093.88
01/03/2017	EFT	Woodforest National Bank	-410.58
01/03/2017	40832	Frontier Communications	-230.48
01/03/2017	40833	Ameren Illinois	-382.13
01/03/2017	40834	AT&T Mobility	-169.56
01/06/2017	Deposit	HBT - Heartland Bank & Trust	3,800.00
01/06/2017	Deposit	HBT - Heartland Bank & Trust	10.00
01/10/2017	40835	BL Pest Control	-35.00
01/10/2017	40836	Dave Capodice Excavating Inc	-153.17
01/10/2017	40837	Fryman Tree Service	-100.00
01/10/2017	40838	Pantagraph; Lee Industries - Central IL	-1,169.00
01/10/2017	40839	Morris Avenue Garage	-50.00
01/10/2017	40840	Phillips & Associates CPAs PC	-6,775.00
01/10/2017	40841	Pontiac Granite Co Inc	-125.00
01/10/2017	40842	Visa Elan...6929	-1,314.88
01/10/2017	40843	City of Bloomington TWP - Financials	-12,200.00
01/11/2017	40844	McDonald, Robert & Company, PC	-585.00
01/11/2017	4065VOID	Illinois Route 66 Scenic Byway	100.00
01/11/2017	40845	Illinois Route 66 Scenic Byway	-100.00
01/11/2017	0111171032	Bush, Dale ~ transfer to 7114	-300.00
01/11/2017	0111171035	Schmidt, David J ~ transfer to 7114	-1,000.00
01/11/2017	0111171038	Lawler, Alice M ~ transfer to 7114	-1,000.00
01/11/2017	EFT	HBT - Heartland Bank & Trust ~ stop payment fee	-30.00
01/13/2017	Deposit	HBT - Heartland Bank & Trust	2,510.00
01/13/2017	20170115	Payroll Direct Deposit	-4,035.02
01/13/2017	04156256	EFTPS - IRS	-1,350.80
01/17/2017	40846	John Deere Financial	-460.01
01/17/2017	40847	Heartland Bank & Trust - mausoleum	-5,066.00
01/24/2017	40848	NICOR Gas	-144.00
01/24/2017	40849	City of Bloomington Water Dept	-326.77
01/24/2017	40850	Frontier Communications	-228.19
01/27/2017	Deposit	HBT - Heartland Bank & Trust	3,606.47
01/30/2017	Deposit	HBT - Heartland Bank & Trust	200.00
01/31/2017	Deposit	HBT - Heartland Bank & Trust	11,340.00
01/31/2017	Deposit	HBT - Heartland Bank & Trust	25.00
01/31/2017	20170131	Payroll Direct Deposit	-5,726.22
01/31/2017	83491163	EFTPS - IRS	-1,877.32
01/31/2017	1996803264	IL Dept of Revenue	-439.91
01/31/2017	40851	City of Bloomington TWP - Reimburse	-8,386.88
01/31/2017	40852	Ameren Illinois	-425.63
01/31/2017	40853	AT&T Mobility	-169.48
		Total	<u><u>-30,365.68</u></u>

This page was intentionally left blank.

GENERAL TOWN ADMINISTRATION FUND: Exhibit "A"
 REQUEST FOR PAYMENT: **February 27, 2017** Meeting

Compensation (Salaries)			Due	Amount
7011	Supervisor	D Skillrud	02/28/17	\$ 3,250.00
7011	Supervisor	D Skillrud	03/15/17	\$ 3,250.00
7021	Assessor	S Scudder	02/28/17	\$ 4,000.00
7021	Assessor	S Scudder	03/15/17	\$ 4,000.00
7041	Town Trustee 01/23/2017	Ward 1: K Lower	03/31/17	\$ 20.00
7041	Town Trustee 01/23/2017	Ward 2: D Sage	03/31/17	\$ 20.00
7041	Town Trustee 01/23/2017	Ward 3: M Mwilambwe	03/31/17	\$ 20.00
7041	Town Trustee 01/23/2017	Ward 4: A Buragas	03/31/17	\$ 20.00
7041	Town Trustee 01/23/2017	Ward 5: J Painter	03/31/17	\$ 20.00
7041	Town Trustee 01/23/2017	Ward 6: K Schmidt	03/31/17	\$ 20.00
7041	Town Trustee 01/23/2017	Ward 7: S Black	03/31/17	\$ 20.00
7041	Town Trustee 01/23/2017	Ward 8: D Hauman	03/31/17	\$ 20.00
7041	Town Trustee 01/23/2017	Ward 9: J Fruin	03/31/17	\$ 20.00
7041	Town Trustee 01/23/2017	Mayor: T Renner	03/31/17	\$ 20.00
Compensation (Salaries) TOTAL				\$ 14,700.00
Assessor's Claims				
9151	Auto Expense	BMCU Visa/COB/C Shoultz	02/28/17	\$ 150.00
9161	Telephone	Frontier/Verizon North (Estimated)	02/28/17	\$ 260.00
9171	Utilities	City of Bloomington Water Dept (Estimated)	02/28/17	\$ 150.00
9171	Utilities	Illinois Power Co dba Ameren Illinois (Estimated)	02/28/17	\$ 400.00
9171	Utilities	NICOR Gas (Estimated)	02/28/17	\$ 250.00
9291	Janitorial	Soaring Eagle Cleaning Services LLC	02/28/17	\$ 300.00
9301	Computer Services	BN Assoc of Realtors Inc	02/28/17	\$ 180.00
9301	Computer Services	BMCU Visa/Craftsman	02/28/17	\$ 200.00
9301	Computer Services	BMCU Visa/GoToMyPC.com	02/28/17	\$ 300.00
9301	Computer Services	BMCU Visa/Verizon Wireless (Estimated)	02/28/17	\$ 100.00
9312	Membership Dues	BMCU Visa/BNAR/MLS	02/28/17	\$ 2,000.00
Assessor's Claims TOTAL				\$ 4,290.00
Services & Expenses				
1030	Legal Expense	Heyl Royster	02/28/17	\$ 2,202.50
1035	Publishing	Pantagraph (Estimated)	02/28/17	\$ 337.48
1038	Other Expense	Dale TWP - Annex Rev Sharing 2004	02/28/17	\$ 80.00
1038	Other Expense	VISA/Others	02/28/17	\$ 79.90
1040	Building Maintenance	American Pest Control	02/28/17	\$ 37.00
1042	Janitorial Services & Supplies	BMCU Visa/Kaeb Sanitary Supply Inc/Quill (Estimated)	02/28/17	\$ 80.80
1042	Janitorial Services & Supplies	MarcFirst	02/28/17	\$ 245.00
1042	Janitorial Services & Supplies	Soaring Eagle Cleaning Services LLC	02/28/17	\$ 525.00
Services & Expenses TOTAL				\$ 3,587.68
Supervisor's Claims				
8091	Postage	BMCU VISA/USPS/DSkillrud/Others	02/28/17	\$ 6.59
8121	Janitorial	MarcFirst	02/28/17	\$ 175.00
8121	Janitorial	Soaring Eagle Cleaning Services LLC	02/28/17	\$ 375.00
8131	Utilities	City of Bloomington Water Dept	02/28/17	\$ 149.46
8131	Utilities	Illinois Power Co dba Ameren Illinois	02/28/17	\$ 495.68
8131	Utilities	NICOR Gas	02/28/17	\$ 124.61
8141	Telephones	Frontier/Verizon North	02/28/17	\$ 321.36
8151	Car Expense	BMCU VISA/COB/PAL/Huck's/WEX (Estimated)	02/28/17	\$ 30.13
8151	Car Expense	D Skillrud/others	02/28/17	\$ 144.67
8161	Education/Conference/Meetings	BMCU VISA/Fred Pryor Seminars	02/28/17	\$ 150.00
8161	Education/Conference/Meetings	McLean County Elected Officials	02/28/17	\$ 16.00
8161	Education/Conference/Meetings	BMCU VISA/McLeanCoChamberCommerce	02/28/17	\$ 20.00
8161	Education/Conference/Meetings	BMCU Visa/TOI/Others	02/28/17	\$ 90.22
8181	Equipment Repair/Rental	BMCU Visa/Toyota Financial Services	02/28/17	\$ 618.98
8181	Equipment Repair/Rental	Xerox Financial Services	02/28/17	\$ 242.52
8201	Printing	Klopfenstein's Office Products	02/28/17	\$ 600.00
8201	Printing	Personnel Concepts	02/28/17	\$ 25.00
8201	Printing	BMCU VISA/B&B Awards/Copy Shop/Other	02/28/17	\$ 30.78
8221	Computer/Contract Services	EFT-Valutec	02/28/17	\$ 91.00
Supervisor's Claims TOTAL				\$ 3,707.00
TOTAL Request for Payment				\$ 26,284.68

Town of the City of Bloomington

STATEMENT OF FUNDS

Month of: **JANUARY 2017**

		Evergreen Memorial Cemetery Fund	General Town Fund	General Assistance	COMBINED FUNDS
Fund Balances at Beginning of Month		\$ 867,913	\$ 1,424,001	\$ 793,095	\$ 3,085,009
Revenues	Interest	\$ 534	\$ 346	\$ 172	\$ 1,052
	Income from Trusts	\$ 1,513			\$ 1,513
	Other Income	\$ 217	\$ 27,516		\$ 27,733
	Personal Property Replacement Tax	\$ 1,819	\$ 5,730	\$ 539	\$ 8,088
	Opening/Closing Fees	\$ 6,042			\$ 6,042
	Sales	\$ 14,345			\$ 14,345
	Inspection Fee	\$ 375			\$ 375
	Refunds and Recoveries			\$ 25	\$ 25
Total Revenues		\$ 24,846	\$ 33,592	\$ 735	\$ 59,173
Expenditures	Administrative Expenses	\$ 23,966			\$ 23,966
	Assessor's Office		\$ 5,762		\$ 5,762
	Capital Improvements	\$ 5,804			\$ 5,804
	Casework/General Assistance			\$ 40,699	\$ 40,699
	Cemetery Operations	\$ 780			\$ 780
	Compensation & Benefits	\$ 21,816	\$ 103,911		\$ 125,727
	Services & Expenses		\$ 8,785		\$ 8,785
	Supervisor's Office		\$ 5,436		\$ 5,436
Total Expenditures		\$ 52,366	\$ 123,893	\$ 40,699	\$ 216,958
Fund Balances at Month End		\$ 840,393	\$ 1,333,699	\$ 753,132	\$ 2,927,224

Revenue Distribution Report Fiscal Year To Date

		Cemetery Fund	Town Admin. Fund	General Assistance	COMBINED FUNDS
Tax Levy for Tax Year 2015		\$ 506,600	\$ 1,595,000	\$ 150,000	\$ 2,251,600
Percentage		22.4996%	70.8385%	6.6619%	100.0000%
Personal Property Replacement Tax					
	04/29/2016 02-2016	\$ 2,404	\$ 6,619	\$ 1,661	\$ 10,684
	05/01/2016 03-2016	\$ 8,559	\$ 26,954	\$ 2,534	\$ 38,047
	05/05/2015 04-2016	\$ 6,915	\$ 21,777	\$ 2,047	\$ 30,740
	07/11/2016 05-2016 (notified 08/03/2016)	\$ 7,518	\$ 23,674	\$ 2,225	\$ 33,417
	08/29/2016 06-2016	\$ 875	\$ 2,756	\$ 259	\$ 3,890
	10/12/2016 07-2016	\$ 6,838	\$ 21,533	\$ 2,024	\$ 30,395
	01/18/2017 08-2016	\$ 1,819	\$ 5,730	\$ 539	\$ 8,088
	TOTAL	\$ 34,929	\$ 109,042	\$ 11,289	\$ 155,260
Tax Levy for Tax Year 2015					
	05/26/2016 01-2016	\$ 102,554	\$ 322,952	\$ 30,359	\$ 455,866
	06/08/2016 02-2016	\$ 111,336	\$ 350,608	\$ 32,959	\$ 494,903
	06/15/2016 03-2016	\$ 47,453	\$ 149,434	\$ 14,048	\$ 210,935
	08/29/2016 04-2016	\$ 88,472	\$ 278,607	\$ 26,191	\$ 393,270
	09/08/2016 05-2016	\$ 95,078	\$ 299,407	\$ 28,146	\$ 422,631
	09/15/2016 06-2016	\$ 46,922	\$ 147,760	\$ 13,890	\$ 208,572
	11/10/2016 07-2016	\$ 13,598	\$ 42,820	\$ 4,025	\$ 60,443
	TOTAL	\$ 505,413	\$ 1,591,588	\$ 149,618	\$ 2,246,619



FOR: Honorable Township Trustees

SUBJECT: Evergreen Memorial Cemetery Board Appointment

RECOMMENDATION/MOTION: That the appointment of Joe Gibson to the Evergreen Memorial Cemetery Board be approved.

BACKGROUND: Evergreen Memorial Cemetery is a component unit of the Town of the City of Bloomington (Township). The Cemetery Board consists of three (3) members who serve six (6) year terms by state statute.

The Township in the spirit of collaboration and cooperation has requested that interested persons for appointment complete the City of Bloomington's application form for service on Boards and Commission. In addition, the Township will mirror the City's three (3) consecutive term limit. Due to the length of a term on the Cemetery Board, Township staff does not anticipate many appointees be willing and able to serve for that length of time.

In July 2016, Mr. Gibson was appointed to complete Pamala Eaton's initial term. At that time, Township staff reached out to Heyl Roster, Township legal counsel, regarding the vacancy. Appointments shall be made in odd numbered years and for the term of six (6) years. Heyl Roster presented two (2) options: 1.) appoint an individual to complete Ms. Eaton's term or 2.) leave the vacancy until March 2017. This is a three (3) member Board, Township staff recommended the appointment of Mr. Gibson to serve the remainder of Ms. Eaton's term.

The Cemetery Board and Township staff reached out into the community to encourage individuals who could make the time commitment and were interested in serving on the Board of this historical and active cemetery. Joe Gibson, 5 Whites Pl., former Township Supervisor, was the lone individual who completed the application form. Mr. Gibson is retired but has remained active in various community events, boards and organizations. Mr. Gibson is interested in serving on this Board. This would be his initial appointment.

COMMUNITY GROUPS/INTERESTED PERSONS CONTACTED: The Cemetery Board members and the Township staff reached out into the community in an effort to encourage application to the Cemetery Board.

ADMINISTRATOR RESPONSE: The Township Supervisor is also the Treasurer of the Cemetery's funds. I hope that the Board will support my recommendation to appoint Mr. Gibson to the Evergreen Memorial Cemetery Board.

Respectfully submitted for Board consideration.

Recommended by:

Deborah L. Skillrud
Township Supervisor

ANNUAL TOWN MEETING

CITY of BLOOMINGTON TOWNSHIP

Tuesday, April 11, 2017
6:00 p.m.

City Hall Council Chambers
109 East Olive Street, Bloomington, IL

AGENDA

- I. Call to Order: Cherry Lawson, Town Clerk
- II. Pledge of Allegiance
- III. Introduction of Town Officers
- IV. Nominations for Moderator
- V. Election and Swearing in of Moderator
- VI. Remarks by Moderator on Conducting the Meeting
- VII. Approval of Minutes of April 12, 2016 Annual Town Meeting.
(Recommend approval as presented.)
- VIII. Reports and Introduction of Employees
Assessor: Steve Scudder
Supervisor: Deborah Skillrud
- IX. Public Comments
- X. Setting of time for Next Annual Town Meeting. (Recommend April
10, 2018 at 6:00 p.m.)
- XI. Other Business
- XII. Adjournment

TOWN of the CITY of BLOOMINGTON

BUDGET COMPARISONS	FY12	FY13	AMENDED FY14 (Cem = 13 months)	FY15	FY16	FY17	PROPOSED FY18
	04/01/2011-03/31/2012	04/01/2012-03/31/2013	04/01/2013-03/31/2014	04/01/2014-03/31/2015	04/01/2015-03/31/2016	04/01/2016-03/31/2017	04/01/2017-03/31/2018
Revenue							
GA: General Assistance Fund	676,650	641,150	573,650	670,700	450,300	177,350	278,150
GT: General Town Fund	1,352,245	1,304,969	1,400,201	1,328,300	1,739,445	1,901,550	1,820,000
Evergreen Memorial Cemetery	704,200	704,200	712,925	700,816	706,690	762,790	730,700
Total Revenue	2,733,095	2,650,319	2,686,776	2,699,816	2,896,435	2,841,690	2,828,850
Expenses							
GA: General Assistance Fund	1,225,000	1,217,500	1,077,000	1,087,300	784,000	713,000	552,000
GT: General Town Fund	1,560,374	1,552,191	1,801,509	1,771,725	1,952,607	2,173,919	2,045,694
Evergreen Memorial Cemetery	744,200	744,200	741,370	815,316	754,167	762,790	819,292
Total Expenses	3,529,574	3,513,891	3,619,879	3,674,341	3,490,774	3,649,709	3,416,986

EAV	2010	2011	2012	2013	2014	2015	2016
		\$ 1,331,224,372	\$ 1,557,479,968	\$ 1,524,822,330	\$ 1,761,520,835	\$ 1,795,475,453	\$ 1,810,956,798

LEVY COMPARISONS	2010	2011	2012	2013	2014	2015	2016	Tax Year 2016 Split
LEVY								
GA: General Assistance Fund	589,466	553,996	487,486	568,450	350,000	150,000	250,000	11.1032%
GT: General Town Fund	1,208,752	1,171,536	1,162,677	1,081,500	1,395,000	1,595,000	1,495,000	66.3972%
Evergreen Memorial Cemetery	505,998	506,025	506,698	506,600	506,600	506,600	506,600	22.4996%
Total LEVY	2,304,216	2,231,557	2,156,861	2,156,550	2,251,600	2,251,600	2,251,600	100.0000%

TAX RATE	2010	2011	2012	2013	2014	2015	2016	MAX LEVY
GA: General Assistance Fund	0.04430	0.03560	0.03200	0.03227	0.01949	0.00828		0.10000
GT: General Town Fund	0.09080	0.07520	0.07630	0.06140	0.07770	0.08808		0.25000
Evergreen Memorial Cemetery	0.03800	0.03250	0.03320	0.02876	0.02822	0.02797		0.10000
	0.17310	0.14330	0.14150	0.12243	0.12541	0.12433	0.00000	0.45000

Tax Rate Impact on \$165,000 Home	2010	2011	2012	2013	2014	2015	2016
1/3 of Home's Fair Market Value	55,000	55,000	55,000	55,000	55,000	55,000	55,000
less Homestead Exemption	-6,000	-6,000	-6,000	-6,000	-6,000	-6,000	-6,000
Net Taxable Value	49,000	49,000	49,000	49,000	49,000	49,000	49,000
Annual Property Tax*	\$84.82	\$70.22	\$69.34	\$59.99	\$61.45	\$60.92	

* assumes no change in EAV (growth)

Town of the City of Bloomington

General Assistance Fund FY2018 Budget ~ *Proposed*

FY2018 = 04/01/2017 - 03/31/2018 For Tax Year 2016

		FY 2014 Actual	FY 2015 Actual	FY 2016 Actual	FY2017 Estimated (as of 02/16/2017)	Proposed FY2018 Budget
Beginning Fund Balance		976,419	861,824	993,308	947,454	658,392
Revenues	Interest	222	143	962	2,000	2,000
	Other Income	-	-	-	100	150
	Personal Property Replacement Tax	44,134	49,179	30,415	14,000	6,000
	Refunds and Recoveries	77,579	56,768	43,418	36,000	20,000
	Tax Levy	486,994	567,779	349,459	150,000	250,000
	Total Revenues	608,929	673,868	424,254	202,100	278,150
Expenditures	Groceries/Personal Essentials	142,672	134,719	105,660	98,568	125,000
	Rent	253,932	274,403	250,563	244,581	250,000
	Utilities	26,161	26,618	33,232	31,262	34,000
	Medical	178,837	23,082	99	250	10,000
	Emergency Assistance	33,402	24,057	31,106	60,000	60,000
	Hospital	36,585	-	297	-	5,000
	Burial	-	1,500	1,500	1,500	3,000
	Transportation	32,161	37,487	34,297	40,000	50,000
	Allowances	19,774	20,517	13,354	15,000	15,000
	Total Expenditures	723,524	542,384	470,107	491,162	552,000
Ending Fund Balance		861,824	993,308	947,454	658,392	384,542

Average Monthly Expenditures	60,294	45,199	39,176	40,930	46,000
Number of Months in Reserve at end of FY	14.29	21.98	24.18	16.09	8.36
					02/16/17

Town of the City of Bloomington
General Town Fund FY2018 Budget ~ Proposed

FY2018 = 04/01/2017 - 03/31/2018 For Tax Year 2016

		FY 2014 Actual	FY 2015 Actual	FY 2016 Actual	FY 2017 Estimated as of 02/16/2017	Proposed FY2018 Budget
Beginning Fund Balance		940,972	831,833	691,895	859,330	1,117,254
Revenues	Interest	261	145	1,073	3,815	5,000
	Other Income	164,237	180,834	245,481	209,541	167,000
	Township Litigation Income	20,000	-	3,020	-	40,000
	Personal Property Replacement Tax	105,262	93,565	121,227	140,336	113,000
	Tax Levy	1,161,507	1,080,311	1,393,175	1,591,588	1,495,000
	Total Revenues	1,451,267	1,354,855	1,763,976	1,945,280	1,820,000
Expenditures	Assessor's Office	133,456	99,500	97,579	88,753	147,694
	Rent/Debt Service	21,544	21,544	21,544	21,544	21,544
	Auto Expense	1,605	1,231	820	2,852	3,000
	Telephone	2,529	2,715	2,874	3,275	2,500
	Utilities	4,433	4,477	5,156	5,729	5,800
	Postage	138	-	74	100	500
	Office Supplies	1,275	1,784	953	1,000	1,200
	Publications & Printing	1,160	489	737	400	1,150
	Equipment	19,062	5,613	2,308	3,000	3,000
	Equipment Repair/Rental	1,012	246	-	150	1,000
	Education/Meetings/Conferences	14,207	7,640	10,443	7,500	15,000
	Replating & Remapping	-	-	-	-	9,000
	Appraisal Services	33,160	14,662	-	13,000	35,000
	Janitorial	1,820	1,540	1,680	2,260	2,000
	Computer Services	6,648	12,520	14,886	10,000	10,000
	Mapping/GIS Services	23,004	24,100	35,103	16,978	35,500
	Membership Dues	1,860	940	1,000	965	1,500
	Community Agency Funding	107,500	90,517	129,100	167,500	139,500
	Mental Health/Community Medical	-	517	20,000	20,000	18,500
	Transportation	30,000	10,000	10,000	10,000	15,000
	GA Workfare Development/Client S	-	-	19,100	17,500	37,500
	Youth Services	42,500	42,500	42,500	42,500	68,500
	Senior Services	35,000	37,500	37,500	77,500	1,410,300
	Compensation & Benefits	1,191,128	1,177,715	1,224,466	1,283,699	94,000
	TWP Supervisor	71,919	73,833	75,833	77,833	96,000
	TWP Assessor	89,836	90,500	92,500	94,500	2,500
	Town Clerk	4,824	4,884	2,500	2,400	2,800
	Town Trustees	2,140	2,260	2,300	2,660	350,000
	GA Staff	408,230	431,243	346,714	344,116	396,000
	Deputy Assessors	305,773	272,838	306,835	327,440	163,000
	IMRF	113,227	106,836	137,905	162,788	74,800
	FICA	63,170	62,397	58,520	59,201	230,000
	Group Medical	130,937	132,048	200,299	211,561	1,200
	State Unemployment	1,072	876	1,059	1,200	255,895
	Services & Expenses	52,799	43,328	61,487	55,276	1,500
	Membership Dues	1,367	1,342	1,392	1,412	6,850
	Auditing Expense	6,650	6,650	6,700	6,775	6,000
	Legal Expense	4,250	350	1,713	5,390	13,000
	Insurance	11,809	11,927	11,968	12,303	500
	Publishing	752	451	555	500	4,000
	Other Expenditures	2,205	3,017	3,935	4,041	4,200
	Debt Service: Principle & Interest	10,964	8,899	6,759	4,700	6,000
	Building Maintenance	10,812	7,449	10,352	8,000	5,000
	Janitorial Services & Supplies	3,989	3,242	4,105	5,000	1,000
	Building Security	-	-	11,874	5,000	200,000
	Building Repairs	-	-	-	-	7,845
	Special Projects	-	-	2,134	2,155	92,305
	Supervisor's Office	75,522	83,734	83,909	92,128	1,000
	Postage	1,723	1,470	2,450	1,500	40,000
	Rent/Debt Service	40,000	40,000	40,000	40,000	2,100
	Janitorial	2,275	1,925	2,100	2,825	9,500
	Utilities	6,650	6,715	7,734	8,500	4,000
	Telephones	3,713	3,875	4,090	3,989	250
	Car Expense	2,362	1,193	172	258	2,000
	Education/Conference/Meetings	2,002	2,424	1,320	2,246	5,000
	Equipment	-	-	-	5,000	7,000
	Equipment Repair/Rental	3,946	6,255	6,737	5,710	3,805
	Office Supplies	4,063	2,875	3,159	4,000	500
	Printing	1,543	31	44	1,000	100
	Publications	98	98	132	50	16,900
	Computer/Contract Services	7,122	16,849	15,942	16,900	150
	Membership Dues	25	25	30	150	
	Total Expenditures	1,560,406	1,494,793	1,596,541	1,687,356	2,045,694
Ending Fund Balance		831,833	691,895	859,330	1,117,254	891,560

Average Monthly Expenditures	130,034	124,566	133,045	140,613	152,975 *
Number of Months in Reserve at end of FY	6.40	5.55	6.46	7.95	5.83 *

* "Building Repairs" & "Special Projects" are not included in totals to compute "Average Monthly Expenditures" or "Number of Months in Reserve at end of FY"

Town of the City of Bloomington

Evergreen Memorial Cemetery Fund FY2018 Budget ~ *Proposed*

FY2018 = 04/01/2017-03/31/2018 For Tax Year 2016

		FY 2014 Actual		FY 2015 Actual		FY2016 Actual		FY2017 Estimated (as of 02/08/2017)		Tentative FY2018 Budget	
Beginning Fund Balance			281,586		458,366		389,803		395,690		492,095
Revenues	Interest	262		317		357		2,700		4,000	
	Income from Trusts					3,102		7,000		2,500	
	Personal Property Replacement Tax	45,864		43,828		44,024		43,929		39,000	
	Opening/Closing Fee	42,642		56,503		49,123		66,000		55,000	
	Marker Commission	6,008		6,267		6,867		6,765		7,000	
	Sales										
	Sale of Lots	42,323		66,681		58,476		76,398		72,200	
	Sale of Crypts	6,955		9,505		10,730		6,000		12,000	
	Sale of Niches	14,600		11,730		22,495		6,000		20,000	
	Sale of Burial Supplies	1,502		2,700		1,250		2,500		2,500	
	Chapel Fee			300				500		1,000	
	Other Sales					2,400		500		2,400	
	Inspection Fee	2,850		2,550		2,850		4,000		4,000	
	Other Income & Special Events	20		6,922		19,714		54,000		2,500	
	Tax Levy	506,194		506,022		505,990		505,413		506,600	
	Total Revenues		669,220		713,326		727,377		781,705		730,700
Expenditures	Administrative Expenses		69,741		82,702		84,534		117,108		86,650
	Casualty Insurance	19,268		19,461		19,734		20,033		23,000	
	Contractual Services	5,708		8,407		3,079		4,000		5,000	
	Office Supplies	3,085		3,454		2,558		2,750		2,500	
	Utilities	14,200		16,140		14,623		16,000		16,000	
	Advertising	7,075		7,837		4,707		5,000		4,000	
	Dues/Seminars	725		725		599		750		600	
	Legal Expense	3,250		5,514				500		1,000	
	Audit Expense	6,650		6,845		6,700		6,775		6,850	
	COBT for Financial					12,200		12,200		12,200	
	Special Event Expenses	5,661		10,733		16,190		43,000		10,000	
	Other Admin Expenses	4,049		3,587		3,545		5,750		4,500	
	Office Equipment	70				599		350		1,000	
	Cemetery Improvements, Maintenance & Repairs		87,810		191,916		94,208		83,942		121,292
	Flags & Poles	9,001		5,667		9,474		7,150		8,500	
	Operating Equipment	16,502		16,181		19,192		16,000		12,000	
	Mausoleum (including debt service)	62,308		60,838		60,792		60,792		60,792	
	Real Estate for Parking Lot			109,229				0		30,000	
	Veterans Memorial					4,750		0		10,000	
	Scattering Grounds							0		0	
	Bike Path/Access Road							0		0	
	Cemetery Operations		68,057		101,341		79,562		66,900		149,100
	Fuel, Oil & Equipment	12,642		12,157		8,717		9,100		15,000	
	Tree Removal/Monument Repair	6,402		13,200		30,541		12,000		19,000	
	Equipment Repairs	8,976		5,210		8,279		5,500		4,000	
	CEM Supplies & Maintenance	2,734		2,666		2,076		2,000		2,500	
	Rental Equipment & Leasing							100		1,000	
	IGA for leaves/branches					2,200		2,200		7,200	
	Office Building	8,402		341		45		0		500	
	Grounds Maintenance/Repair	2,252		9,091		13,241		8,500		35,700	
	Road, Fence, Lot, Drains	19,531		39,086		1,877		250		40,000	
	Equipment Building	2,224		17,406		19		12,250		1,000	
	Grave Markers	4,551		2,186		5,254		15,000		6,000	
	Abandoned Lot Reclamation							0		7,200	
	Other CEM Expenses	344				7,314		0		10,000	
	Compensation & Benefits		364,049		408,319		416,117		417,350		462,250
	Wages: Administrative Staff	74,265		77,290		81,707		86,900		81,000	
	Wages: Cemetery Staff	174,605		204,756		217,282		200,000		233,000	
	Trustee Compensation	1,500		3,000		2,750		3,000		3,000	
	Payroll Taxes	19,651		21,599		21,590		21,000		24,250	
	IMRF	28,993		31,696		32,575		39,600		40,000	
	IDES - Unemployment	5,995		12,521		12,544		12,000		20,000	
	Employee Health Insurance, Etc.	59,017		57,206		46,921		54,000		60,000	
	Other Payroll Expenses	23		251		749		850		1,000	
	Total Expenditures		589,657		784,278		674,421		685,300		819,292
Other Financing Sources In/(Out)			12,301		2,389		5,365				
Ending Fund Balance			373,450		389,803		448,124		492,095		403,503

Average Monthly Expenditures	49,138	65,357	56,202	57,108	68,274
Number of Months in Reserve at end of FY	7.60	5.96	7.97	8.62	5.91

02/13/17

CITY of BLOOMINGTON TOWNSHIP
 JOHN M SCOTT HEALTH RESOURCE CENTER
 EVERGREEN MEMORIAL CEMETERY

TO: Township Trustees
 FROM: Deborah L Skillrud, TWP Supervisor & JMSHRC Administrator
 DATE: February 27, 2017
 RE: Township Supervisor's Report/John M Scott Administrator's Report

1. Township: Total January cases for General Assistance listed on attached System Activity Report.

Jobs: (1) COBT, (1) Owen's Nursery

New clients by age: One (3.8%) age 18 - 25; ten (38.5%) age 26 - 40; six (23.1%) age 41 - 50 and nine (34.6%) age 51 - 62. Significant drop in clients for age 18-15

Eleven (11) clients are participating in our group counseling sessions. Social Worker will provide one hour individual sessions in place of one of the group counseling sessions for three (3) Township clients.

One (1) client is on light duty due to physical and/or mental health restrictions.

2. Scott Health Resources: FY2017 Statistics

	May	Jun	Jul	Aug	Sep	Oct	Nov	Dec	Jan	Feb	Mar	Apr	YTD
Private Dental Procedures	7	12	3	12	0	13	17	35	27				126
MCHD Dental	0	0	0	3	5	2	0	3	3				16
MCHD Dental Procedures	0	0	0	3	22	2	0	25	11				63
Health Referrals Orders	6	7	3	8	0	11	14	9	7				65
Med. Equipment/Supplies	1	0	0	2	0	2	1	1	1				8
Prescriptions Paid	13	13	13	12	12	3	9	9	10				97
# Maternal/Child Trips	6	12	6	10	12	32	26	20	30				154
# M/C Passengers	5	12	8	11	28	33	26	10	24				157
# Cancer Trips	56	22	14	62	40	22	14	42	38				310
# Cancer Passengers	34	11	7	31	19	9	20	24	24				179

Scott Commission meeting was cancelled for February 22, 2017.
 Next Grants Committee meeting will be held in March 2017.
 Next Scott Commission meeting is scheduled for March 22, 2017.
 Bronner Group is proceeding with internal audit of John M. Scott Trust.

3. Cemetery: Cemetery Board of Trustees recommends to the Township Board of Trustees the appointment of Joe Gibson to the Cemetery Board for a six (6) year term.

System Activity Report

[1/1/2017 - 1/31/2017] Report Date: 2/21/2017

General Assistance

Grants (New Clients) :	21	\$5,404.51
Grants (Previous Clients) :	102	\$26,214.31
In-Process :	3	
Denials :	14	
Sanctions :	6	
Terminations :	28	
	<hr/>	
	174	\$31,618.82

General Assistance - Medical

Referrals :	0	
Disbursements :	0	
	<hr/>	
	0	\$0.00

General Assistance - Work Program Assignments

Job Training :	0	
Workfare :	32	
	<hr/>	
	32	

General Assistance - Work Program Expenses

WF Bus Pass :	1	\$29.00
WF Gasoline :	18	\$522.00
Haircut :	4	\$20.00
WF 1-Ride :	15	\$130.00
WF 30 Day :	66	\$1,914.00
	<hr/>	
	104	\$2,615.00

Emergency Assistance

Grants :	4	\$1,653.00
In-Process :	0	
Denials :	8	
	<hr/>	
	12	\$1,653.00

Additional Activity

A Call / Phone :	479	
A Front Desk Walk-in :	306	
An Appointment: New :	25	
An Appointment: Reschedule :	3	
General - Agencies :	1	
General - Intake :	274	
General - Orientation :	168	
General - Other :	66	
JMS - Appointment :	7	
JMS - General :	22	
JMS - Transportation :	41	
JMS - Vision :	1	
R - BHA :	4	
R - Chestnut :	3	
R - CHS :	6	
R - COB :	4	
R - DHS :	4	
R - IDES :	3	
R - MCCA / LIHEAP :	9	
R - Other :	18	
R - Parole / Probation :	5	
R - PATH :	1	
R - Salvation Army :	4	
R - SSI :	7	
WF - Appointment :	68	
WF - Light Duty :	4	
WF - Sanction :	11	
WF - Work Sponsor Site :	9	
WF Training/Education :	31	
	<hr/>	
	1,584	
Grand Totals:	1,906	\$35,886.82

John M Scott Health Care Trust
Balance Sheet
As of January 31, 2017

	Jan 31, 17
ASSETS	
Current Assets	
Checking/Savings	
0010 · Busey Bank 0947 (COBchecking)	-43,004.80
1000 · BMCU share/checking (COBT)	16,080.19
1001 · BMCU share/savings (COBT)	10.15
1003 · USBank/ILFund 3902 (COBsavings)	77,356.12
1010 · Vanguard Trust	11,589,470.82
Total Checking/Savings	11,639,912.48
Total Current Assets	11,639,912.48
TOTAL ASSETS	11,639,912.48
LIABILITIES & EQUITY	
Liabilities	
Current Liabilities	
Other Current Liabilities	
2200 · COBT Liabilities	10.00
2300 · ERI Liability	-4,969.31
Total Other Current Liabilities	-4,959.31
Total Current Liabilities	-4,959.31
Total Liabilities	-4,959.31
Equity	
3001 · Opening Bal Equity	7,102,641.40
3010 · Unrestrict (retained earnings)	3,825,431.08
Net Income	716,799.31
Total Equity	11,644,871.79
TOTAL LIABILITIES & EQUITY	11,639,912.48

John M Scott Health Care Trust
Profit & Loss
 January 2017

	Jan 17
Ordinary Income/Expense	
Income	
5000 · Revenue	
56000 · Interest	
56010 · Interest from Investments	5,742.03
Total 56000 · Interest	5,742.03
Total 5000 · Revenue	5,742.03
56110 · Unrealized Gain/Loss Sale	164,006.67
Total Income	169,748.70
Expense	
6000 · Compensation & Benefits	
61000 · Comp & Benefits - Admin	
61101 · Salaries - Admin	1,522.39
62001 · Misc Fees - Admin	2.09
62101 · Health Ins - Admin	34.69
62121 · IMRF - Admin	192.59
62131 · FICA - Admin	115.00
Total 61000 · Comp & Benefits - Admin	1,866.76
62000 · Comp & Benefits - Program	
61102 · Salaries - Program	1,850.60
62002 · Misc Fees - Program	5.62
62102 · Health Ins - Program	126.94
62122 · IMRF - Program	234.10
62132 · FICA - Program	118.23
Total 62000 · Comp & Benefits - Program	2,335.49
Total 6000 · Compensation & Benefits	4,202.25
6900 · Office Expenses	
70010 · Legal	5,500.00
71340 · Telecommunications ~ Admin	52.68
89112 · Transfer ERI Reimbursement	1,656.41
Total 6900 · Office Expenses	7,209.09
7000 · Client Services	
70030 · Client Dental Services	3,495.10
70100 · Telecommunications ~ ClientSrvc	9.11
71070 · Vehicle Gas	92.80
79090 · Client Prescription (Formulary)	1,176.55
79980 · Special Prgrm Exp (Med Supply)	175.43
Total 7000 · Client Services	4,948.99
70190 · Community Grants	
70198 · CHCC--Operations	60,000.00
70199 · CHCC--Pharm Tech	12,500.00
Total 70190 · Community Grants	72,500.00
Total Expense	88,860.33
Net Ordinary Income	80,888.37
Net Income	80,888.37

John M Scott Health Care Trust
Expenses: YTD Budget vs. Actual
 May 2016 through January 2017

	May '16 - J...	Budget	\$ Over Bud...	% of B...
Ordinary Income/Expense				
Expense				
6000 · Compensation & Benefits				
61000 · Comp & Benefits - Admin				
61101 · Salaries - Admin	13,701.51			
62001 · Misc Fees - Admin	18.69			
62101 · Health Ins - Admin	298.58			
62121 · IMRF - Admin	1,943.95			
62131 · FICA - Admin	1,035.73			
61000 · Comp & Benefits - Admin - Other	0.00	26,187.00	(26,187.00)	0.0%
Total 61000 · Comp & Benefits - Admin	16,998.46	26,187.00	(9,188.54)	64.9%
62000 · Comp & Benefits - Program				
61102 · Salaries - Program	16,655.40			
62002 · Misc Fees - Program	49.34			
62102 · Health Ins - Program	1,073.86			
62122 · IMRF - Program	2,363.06			
62132 · FICA - Program	1,073.22			
62152 · IDES - Program	7.32			
62000 · Comp & Benefits - Program - Other	0.00	53,764.00	(53,764.00)	0.0%
Total 62000 · Comp & Benefits - Program	21,222.20	53,764.00	(32,541.80)	39.5%
Total 6000 · Compensation & Benefits	38,220.66	79,951.00	(41,730.34)	47.8%
6900 · Office Expenses				
70010 · Legal	10,880.00	5,000.00	5,880.00	217.6%
70611 · Printing	0.00	1,000.00	(1,000.00)	0.0%
70690 · Other Purchased Services	253.40	5,000.00	(4,746.60)	5.1%
71010 · Office Supplies	9.49	200.00	(190.51)	4.7%
71017 · Postage	0.00	1,000.00	(1,000.00)	0.0%
71340 · Telecommunications ~ Admin	459.37	1,000.00	(540.63)	45.9%
89112 · Transfer ERI Reimbursement	14,907.69	19,877.00	(4,969.31)	75.0%
Total 6900 · Office Expenses	26,509.95	33,077.00	(6,567.05)	80.1%
7000 · Client Services				
70020 · Physician Services	52.35	2,000.00	(1,947.65)	2.6%
70030 · Client Dental Services	9,612.37	20,000.00	(10,387.63)	48.1%
70100 · Telecommunications ~ ClientSrv	30.91			
70210 · Labs & Other Medical	0.00	1,000.00	(1,000.00)	0.0%
70520 · Vehicle Maintenance	117.87	1,000.00	(882.13)	11.8%
71070 · Vehicle Gas	499.00	2,000.00	(1,501.00)	25.0%
79090 · Client Prescription (Formulary)	4,864.08	20,000.00	(15,135.92)	24.3%
79980 · Special Prgrm Exp (Med Supply)	2,501.87	5,000.00	(2,498.13)	50.0%
79990 · Mental Health Services & Meds	41.00	12,500.00	(12,459.00)	0.3%
Total 7000 · Client Services	17,719.45	63,500.00	(45,780.55)	27.9%
70190 · Community Grants				
70191 · Mental Health	0.00	30,000.00	(30,000.00)	0.0%
70192 · Adult Dental--Preventative	0.00	20,000.00	(20,000.00)	0.0%
70193 · CYFS	0.00	10,000.00	(10,000.00)	0.0%
701940 · Contingency Grant	0.00	10,000.00	(10,000.00)	0.0%
70195 · MCHD Adult Dental--Pain Control	0.00	15,000.00	(15,000.00)	0.0%
70196 · Peace Meals	0.00	7,500.00	(7,500.00)	0.0%
70197 · CHS--APN	0.00	25,000.00	(25,000.00)	0.0%
70198 · CHCC--Operations	60,000.00	50,000.00	10,000.00	120.0%
70199 · CHCC--Pharm Tech	12,500.00	10,000.00	2,500.00	125.0%
Total 70190 · Community Grants	72,500.00	177,500.00	(105,000.00)	40.8%
Total Expense	154,950.06	354,028.00	(199,077.94)	43.8%
Net Ordinary Income	(154,950.06)	(354,028.00)	199,077.94	43.8%
Net Income	(154,950.06)	(354,028.00)	199,077.94	43.8%

To: Town Trustees
From: Steve Scudder
Date: February 27, 2017
Subject: Assessor Report

Final numbers for the 2016 Assessments are displayed on the following charts. These are the numbers from the Department of Revenue on the PTAX-260-A. The break down shown is for parcels Residential and Commercial. Then a breakdown of the Equalized Assessed Value also broke down by Residential and Commercial properties.

- Chart 1 Residential Parcels
- Chart 2 Commercial Parcels
- Chart 3 Total Assessed values
- Chart 4 Assessed values by category

Chart 1

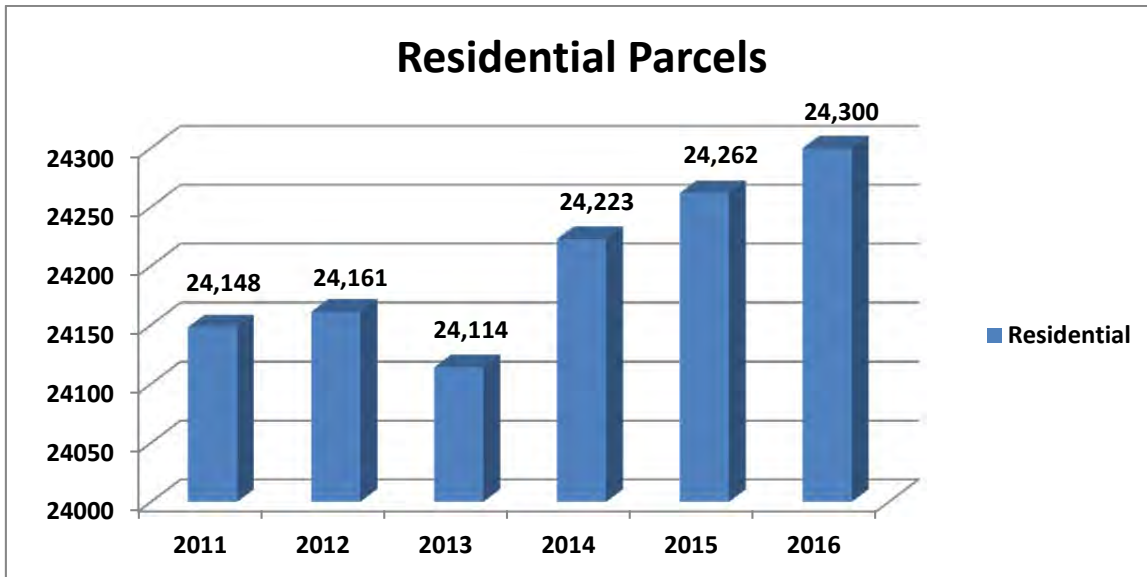


Chart 2

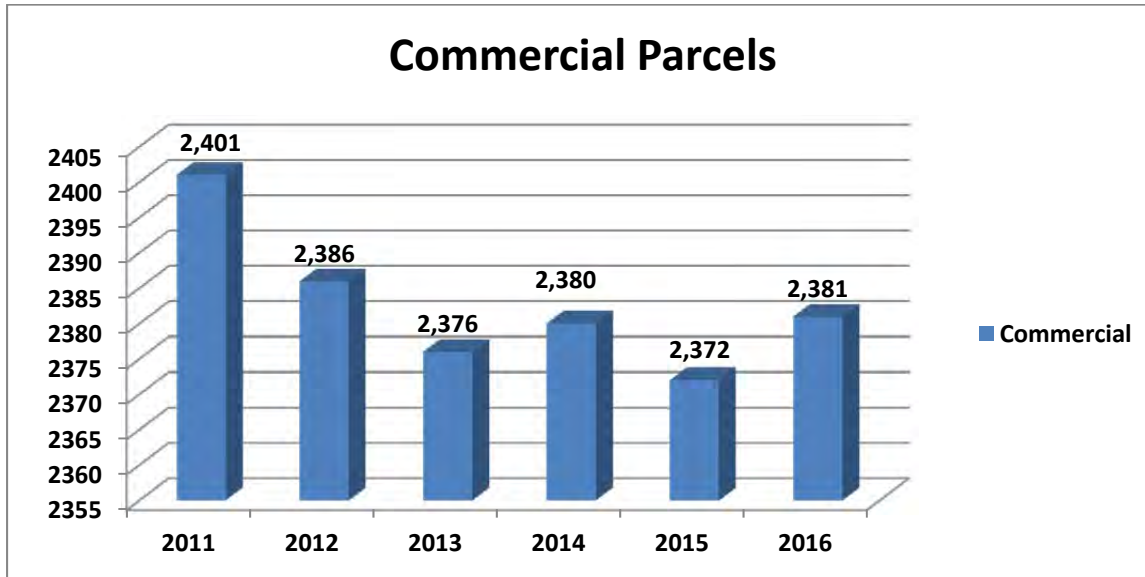


Chart 3

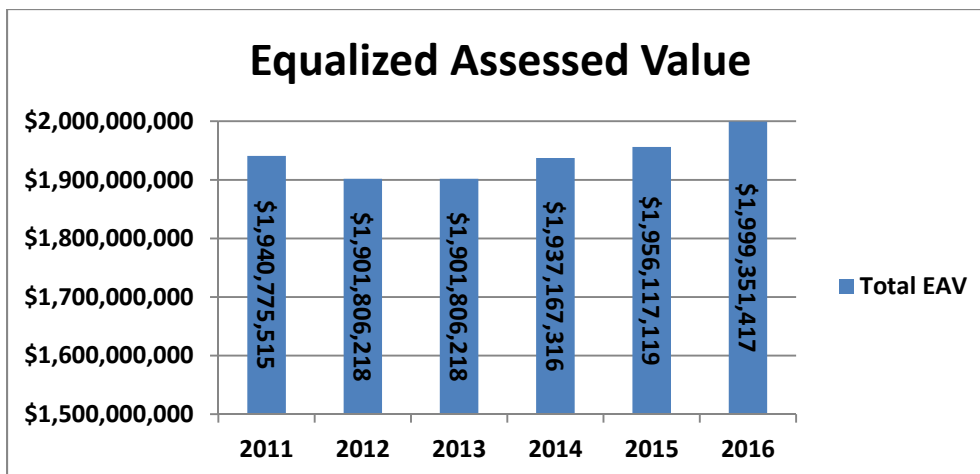
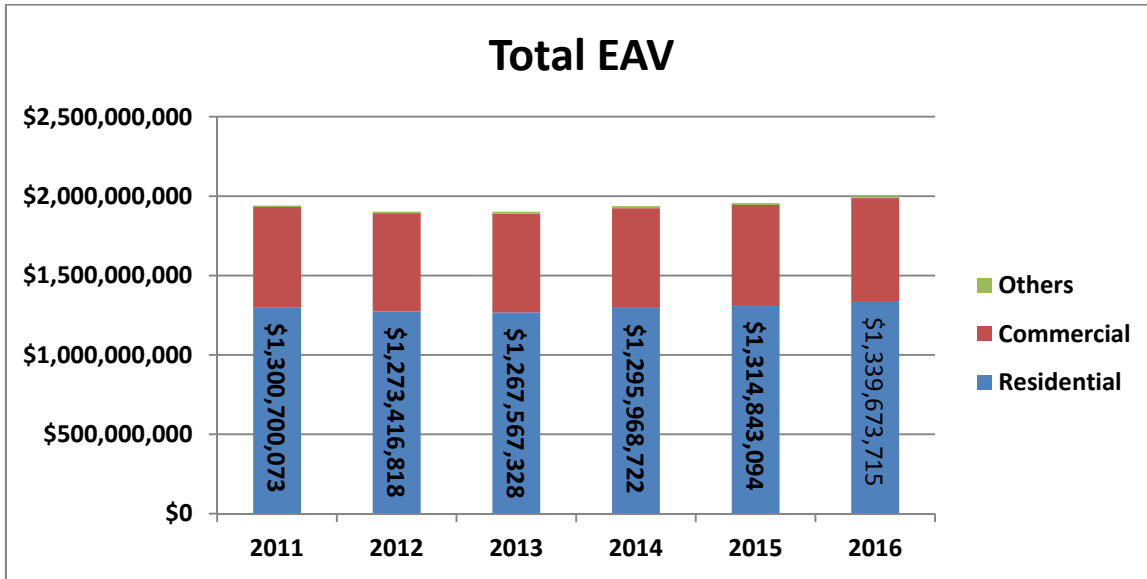


Chart 4



Final Abstract of 2016 Assessments

Part 1 - Complete the following Information

Real Estate	Use codes 1	No. of Acres 2	No. of parcels 3	Chief county assessment officer		Board of review (B/R)	
				Assessed value of all parcels 4	Use value(1) (billing total) 5	Assessed value 6	Use value* (billing total) 7
Residential							
1 Model Homes (10-25)	R/41		13	0	0	66,924	66,924
2 Developer lots/land(10-30)	R2/32		528	421,696	421,696	421,696	421,696
3 Unimproved lots/land	R/30		593	3,970,181	3,970,181	3,996,685	3,996,685
4 Improved	R/40		23,166	277,242,170	277,242,170	277,013,124	277,013,124
5 Improvements	R/40		0	1,062,802,124	1,062,802,124	1,058,175,283	1,058,175,283
6 Total			24,300	1,344,436,171	1,344,436,171	1,339,673,712	1,339,673,712
Farm (A)							
7 Farm Homesite (10-145)	F1/11	3.71	2	73,794	73,794	73,794	73,794
8 Farm Residence (10-145)	F1/11		0	145,772	145,772	145,772	145,772
9 Total(10-145)		3.71	2	219,566	219,566	219,566	219,566
10 Other Land(2)	F0/10,20,28&29		2	0	0	300	300
11 Other Improvements(3)	F0/10,28&29		0	0	0	0	0
12 Total other land/imp			2	0	0	300	300
13 Total Farm (A)		3.71	2	219,566	219,566	219,866	219,866
Farm (B)							
14 Farm Land(10-125,10-150 thru 153)	F1/11&21	1,468.46	84	464,877	464,877	476,583	476,583
15 Farm Building(10-140)	F1/11		0	31,241	31,241	31,241	31,241
16 Total Farm (B)		1,468.46	84	496,118	496,118	507,824	507,824
Commercial							
17 Developer lots/land(10-30)	C/52,62&72		50	1,403,655	1,403,655	1,403,726	1,403,726
18 Unimproved lots/land	C/50,60&70		2,330	13,058,622	13,034,943	12,721,256	12,689,362
19 Lots/land Improved	C/50,60&70		1	119,052,507	118,688,245	118,863,184	118,467,113
20 Improvements	C/50,60&70		0	519,036,836	518,445,958	515,139,643	514,428,017
21 Total			2,381	652,551,620	651,572,801	648,127,809	646,988,218
Industrial							
22 Developer lots/land(10-30)	I2/82		4	76,490	76,490	76,490	76,490
23 Unimproved lots/land			23	13,088	13,088	13,088	13,088
24 Lots/land Improved	I/80		0	2,301,590	2,301,590	2,300,249	2,300,249
25 Improvements			0	8,425,986	8,425,986	8,425,986	8,425,986
26 Total			27	10,817,154	10,817,154	10,815,813	10,815,813
Other Assessments							
27 Railroad property	(locally assessed)		2	6,393	6,393	6,393	6,393
28 Undeveloped coal(10-170)	7100		0	0	0	0	0
29 Developed coal(10-170)	7100		0	0	0	0	0
30 Oil Leases	7200		0	0	0	0	0
31 Other Minerals			0	0	0	0	0
32 Wind Turbine Land	27		0	0	0	0	0
33 Wind Turbine (10-605)	27		0	0	0	0	0
34 Conservation Stewardship(10-420)	28		0	0	0	0	0
35 Wooded AcreageTransition(10-510)	29		0	0	0	0	0
36 Total			2	6,393	6,393	6,393	6,393
37 Total - all locally assessed		1,472.17	26,796	2,008,527,022	2,007,548,203	1,999,351,417	1,998,211,826

- 1 Include all assessments but use the lower assessment for parcel under dual valuation
- 2 Not eligible under the Property Tax Code to be assessed as "farmland" under Section 10-110 through 10-130, "conservation stewardship" under Section 10-420, or "wooded acreage transition" under Section 10-510. See instructions.
- 3 Not eligible under the Property Tax Code to be assessed as "farm buildings" under Section 10-140. See instructions.

Part 2 - Complete the following Information and sign below

38 Number of exempt non-homestead parcels: **662**
 38 Date Assessment books were certified to you by the board of review.

12/30/2016
 Date

I certify that this is an abstract of the 2016 assessed valuations recorded in the assessment books, after all the board of review action, including equalization, as received from the board of review.

[Signature]
 County clerk's signature

1/13/2017
 Date